

hatria

INDICE

G-FULL	18
ABITO	26
SCULTURE	38
DOLCEVITA	46
GRANDANGOLO	54
AREA	62
FUSION	68
HAPPY HOUR	76
LE FIABE	88
DAYTIME EVO / DAYTIME	102
NIDO	110
ERIKA pro / ERIKA pro Q	116
YOU & ME	124
LIF showertrays	130
SLIDING wood system	140
pro come PROGETTO	148
LAVABI SOSPESI O DA MOBILE	156
LAVABI SOSPESI CON COLONNA O SEMICOLONNA	158
LAVABI INCASSO / SEMINCASSO	159
LAVAMANI E SPECIALI	160
PIATTI DOCCIA	161
VASI E BIDET SOSPESI	162
VASI E BIDET A TERRA / VASI CON CASSETTA	163
CASSETTA MONOLITH	164
AUTONOMY	166
BAGNO 1x1 m	167

LE PAGINE TECNICHE 168

INFO

SIMBOLOGIA

KEY SYMBOLBESCHREIBUNG SYMBOLES SIMBOLOGÍA СИСТЕМА УСЛОВНЫХ ОБОЗНАЧЕНИЙ



solo monoforo
only one hole faucet
nur Einloch
seulement à un trou
sólo orificio único
только с одним отверстием



monoforo a destra
one hole on the right
loch auf der rechten
trou droite
orificio a la derecha
отверстие справа



monoforo a sinistra
one hole on the left
öffnung an der linken
trou à gauche
orificio a la izquierda
отверстие на левой



monoforo predisposizione triforo
one hole (predisposed for three hole faucet)
Einloch mit Vorrichtung für Dreiloch
à un trou avec possibilité de trois trous
orificio único previsto triple orificio
только с одним отверстием, предусмотрена установка с тремя отверстиями



monoforo in 2 posizioni
one hole in 2 positions
Einloch in 2 Positionen
à un trou en 2 positions
orificio único en 2 posiciones
двухпозиционная установка с одним отверстием



triforo
three faucet holes
Dreiloch
à trois trous
triple orificio
с тремя отверстиями



senza fori
without faucet holes
ohne Löcher
sans trous
sin orificios
без отверстий



senza fori, predisposizione monoforo in 1 posizione
without faucet holes, predisposed for one hole faucet
in 1 position
ohne Löcher, Vorrichtung für Einloch in 1 Position
sans trous avec possibilité d'un trou en 1 position
sin orificios, previsto orificio único en 1 posición
без отверстий, возможна однопозиционная установка с одним отверстием



senza fori, predisposizione monoforo in 2 posizioni
without faucet holes, predisposed for one hole faucet
in 2 positions
ohne Löcher, Vorrichtung für Einloch in 2 Positionen
sans trous avec possibilité d'un trou en 2 positions
sin orificios, previsto orificio único en 2 posiciones
без отверстий, предусмотрена двухпозиционная установка с одним отверстием



senza fori, predisposizione monoforo in 3/5 posizioni
without faucet holes, predisposed for one hole faucet
in 3/5 positions
ohne Löcher, Vorrichtung für Einloch in 3/5 Positionen
sans trous avec possibilité d'un trou en 3/5 positions
sin orificios, previsto orificio único en 3/5 posiciones
без отверстий, предусмотрена трехпозиционная установка с одним / пятью отверстиями



solo vaso
Wc only
nur Klosett
cuvette seulement
sólo inodoro
только чаша



abbinabile a MONOLITH
combinable with MONOLITH
mit MONOLITH kombinierbar
possibilité d'associer à MONOLITH
combinable con MONOLITH
в комбинации с бачком MONOLITH



sedile
seat cover
Sitz
abattant
asiento
сиденье



sedile frenato
soft close seat cover
gebremster Sitz
abattant avec système de frein de chute abattant
asiento con caída amortiguada
с сиденьем и системой плавного закрытия крышки



sospeso
wall hung
hängend
suspendu
suspendido
подвесной



in appoggio
surface-mounted
Aufsatz
à bord apparent
de apoyo
приставной



semincasso
half-built in
Halbeinbau
semi-encasté
semienpotrado
полувстраиваемый



incasso
built in
Einbau
à bord de vasque apparent
empotrado
встраиваемый



incasso sottopiano
built under
Einbau unter der Fläche
à vasque intégrée
empotrado bajo encimera
встраиваемый под столешницу



base rettificata per appoggio su piano
rectified surface for support on plan
für Unterstützung auf Piano berichtigt Basis
rectifiés pour pose à bord de vasque apparent
surplan de toilette
rectificado para apoyo sobre encimera
с регулируемой для напольного монтажа



su mobile
on a furniture
auf Möbel
sur meuble
sobre mueble
встраиваемый в мебель



su mobile A-WOOD
on A-WOOD furniture
auf Möbel A-WOOD
sur meuble A-WOOD
sobre mueble A-WOOD
встраиваемый в мебель A-WOOD



su mobile LE FIABE
on LE FIABE furniture
auf Möbel LE FIABE
sur meuble LE FIABE
sobre mueble LE FIABE
встраиваемый в мебель LE FIABE



su mobile ERIKA pro
on ERIKA pro furniture
auf Möbel ERIKA pro
sur meuble ERIKA pro
sobre mueble ERIKA pro
встраиваемый в мебель ERIKA pro



su base lavabo SLIDING WOOD SYSTEM
on SLIDING WOOD SYSTEM sink base unit
auf SLIDING WOOD SYSTEM
sur SLIDING WOOD SYSTEM
sobre SLIDING WOOD SYSTEM
встраиваемый в мебель SLIDING WOOD SYSTEM



con base SLIDING WOOD SYSTEM
with SLIDING WOOD SYSTEM side unit
mit SLIDING WOOD SYSTEM seitliches Möbel
avec SLIDING WOOD SYSTEM meuble côté
con SLIDING WOOD SYSTEM mueble lateral
со шкафом SLIDING WOOD SYSTEM



scarico a terra variabile
adjustable floor trap
senkrechten oder waagerechtem Abgang
vidange au sol allant
descarga de tierra variable
Я разгружаюсь к изменению земли



vaso scarico a parete
WC with wall outlet
Klosett mit Abfluss an der Wand
cuvette avec chasse d'eau murale
inodoro descarga a pared
унитаз со сливом в стену



vaso scarico a terra
WC with floor outlet
Klosett mit Abfluss auf dem Boden
cuvette avec chasse d'eau avec vidange au sol
inodoro descarga a suelo
унитаз со сливом в пол



cassetta entrata acqua laterale alta (dx/sx)
high side water inlet cistern (rh/lh)
Spülkasten mit Wasseranschluss oben seitlich (rechts/links)
chasse d'eau avec arrivée d'eau latérale par le haut (droite/gauche)
cisterna entrada agua lateral alta (dcha./izqda.)
сливной бачок с боковым подводом воды (правый/левый)



cassetta entrata acqua dal basso (sx)
bottom water inlet cistern (lh)
Spülkasten mit Wasseranschluss von unten (links)
chasse d'eau avec arrivée d'eau par le bas (gauche)
cisterna entrada agua desde abajo (izqda.)
сливной бачок с нижним подводом воды (левый)



cassetta entrata acqua laterale alta (dx/sx) con meccanismo doppio scarico 3/6 L incluso
high side water inlet cistern (rh/lh) with 3/6 l dual flush mechanism included
Spülkasten mit Wasseranschluss oben seitlich (rechts/links) mit doppeltem Spülmechanismus 3/6 L inbegriffen
chasse d'eau avec arrivée d'eau latérale par le haut (droite/gauche) avec mécanisme à double touche réglable à 3 ou 6 litres
cisterna entrada agua lateral alta (dcha./izqda.) con mecanismo de doble descarga de 3/6 litros incluido
сливной бачок с высоким боковым подводом воды (правый/левый) с механизмом двойного слива, объем 3/6 л



cassetta entrata acqua dal basso (sx) con meccanismo doppio scarico 3/6 L incluso
bottom water inlet cistern (lh) with 3/6 l dual flush mechanism included
Spülkasten mit Wasseranschluss von unten (links) mit doppeltem Spülmechanismus 3/6 L inbegriffen
chasse d'eau avec arrivée d'eau par le bas (gauche) avec mécanisme à double touche réglable à 3 ou 6 litres
cisterna entrada agua desde abajo (izqda.) con mecanismo de doble descarga de 3/6 litros incluido
сливной бачок с нижним подводом воды (левый) с механизмом двойного слива, объем 3/6 л



cassetta entrata acqua posteriore con meccanismo doppio scarico 3/6 L incluso
back water inlet cistern with 3/6 l dual flush mechanism included
Spülkasten mit Wasseranschluss hinten mit doppeltem Spülmechanismus 3/6 L inbegriffen
chasse d'eau avec arrivée d'eau fixation postérieure avec mécanisme à double touche réglable à 3 ou 6 litres
cisterna entrada agua posterior con mecanismo de doble descarga de 3/6 litros incluido
сливной бачок с задним подводом воды с механизмом двойного слива, объем 3/6 л



incluso
included
inkludiert
compris
incluido
включенный



scarico utile 4,5 lt
4.5 litre flush
4.5l Spülung
4.5l quantité d'eau
descarga útil de 4,5 litros
полезный слив 4,5 литра

CATALOGO 5.0

THE BATHROOM I WOULD LIKE

DAS BADEZIMMER MEINER TRÄUME
LA SALLE DE BAINS COMME JE LA VOUDRAIS
EL BAÑO QUE DESEO
БАННЯ МОЕЙ МЕЧТЫ

**IL BAGNO,
COME LO VORREI**



“
Ceramics of Italy
”

CERAMIC TRADITION MADE IN ITALY

KERAMIKTRADITION AUS ITALIEN
TRADITION CÉRAMIQUE MADE IN ITALY
TRADICIÓN CERÁMICA MADE IN ITALY
ТРАДИЦИИ КЕРАМИКИ «MADE IN ITALY»

TRADIZIONE CERAMICA MADE IN ITALY

Hatria, azienda presente sul mercato dagli anni '70, è specializzata nella produzione di sanitari in ceramica: lavabi di ogni tipologia e forma, vasi e bidet a terra o sospesi e piatti doccia, ma anche mobili, mensole, accessori e portasciugamani. Design innovativo e produzione rigorosamente Made in Italy, caratterizzano l'offerta di Hatria. Tutto nasce da una solida tradizione ceramica, da un "saper fare" che nel tempo si è affiancato a sempre più sofisticate tecnologie produttive: la ceramica è la protagonista delle collezioni Hatria, generatrice di infinite soluzioni per il mondo del bagno dal design esclusivo.


The Hatria range, present on the market for over 20 years, is marked by innovative design and strictly Italian-made production. Tradition makes way for innovation, and the company looks to the international market with a wide, diversified range of solutions that satisfy the tastes of a varied audience paying attention to quality and design. This all comes from a solid ceramic tradition, a know-how that over time has been supported by increasingly sophisticated production technologies: ceramics is the protagonist of Hatria collections, generating infinite exclusive solutions for the bathroom world.

Ein innovatives Design und eine ausschließlich in Italien ansässige Produktion zeichnen das Angebot von Hatria aus, eine Firma, die seit mehr als 20 Jahren auf dem Markt ist. Die Tradition lässt Raum für die Innovation und bereitet die Firma dank eines breiten, diversifizierten Angebots an Lösungen, die dem Geschmack eines verschiedenartigen, auf die Qualität und das Design der Produkte bedachten Publikums gerecht werden, auf internationale Märkte vor. Ausgangsbasis dafür ist eine solide Keramiktradition, ein "Fachwissen", neben das mit der Zeit immer fortschrittlichere Produktionstechnologien gestellt wurden: Die Keramik steht im Mittelpunkt der Kollektionen von Hatria und bringt unzählige Lösungen für die Welt des Badezimmers mit exklusivem Design hervor.

Un design novateur et une production rigoureusement Made in Italy caractérisent l'offre d'Hatria, est sur le marché depuis plus de 20 ans. La tradition laisse une place à l'innovation tout en orientant l'entreprise vers des marchés internationaux, grâce à une offre large et diversifiée de solutions qui rencontrent le goût d'un public hétérogène, attentif à la qualité et au design des produits. Tout naît d'une tradition céramique solide, d'un « savoir faire » qui, au fil du temps, s'est allié à des technologies de production de plus en plus sophistiquées: la céramique est protagoniste des collections Hatria, génératrice de solutions infinies pour le monde de la salle de bains au design exclusif.

La oferta de Hatria, empresa presente en el mercado desde hace más de 20 años, se caracteriza por su diseño innovador y una producción hecha exclusivamente en Italia. La tradición deja espacio a la innovación proyectando la empresa hacia mercados internacionales, gracias a una oferta dilatada y diversificada de soluciones que satisfacen el gusto de un público heterogéneo, interesado en la calidad y en el diseño de los productos. Todo esto es fruto de una sólida tradición cerámica, de un "saber hacer" que a lo largo del tiempo se ha unido a tecnologías productivas cada vez más sofisticadas: la cerámica es la protagonista de las colecciones Hatria, generadora de soluciones infinitas de diseño exclusivo para el mundo del baño.

Новаторский дизайн и производство исключительно «Made in Italy» характеризуют предложение компании Hatria - это компания, которая известна на рынке более 20-ти лет. Традиции уступают место инновациям, открывая для фирмы международные рынки, благодаря широкой и диверсифицированной гамме решений, способных удовлетворить вкусам неоднородной публики, обращающей внимание на качество и дизайн продукции. Все это выросло из солидных традиций производства керамической плитки, из мастерства, которое со временем было дополнено сверхсовременными технологиями производства: керамика остается главным элементом коллекций Hatria и порождает бесконечное количество решений для мира ванных комнат с эксклюзивным дизайном.



LEADING-EDGE TECHNOLOGY

FORTSCHRITTLICHE TECHNOLOGIE
TECHNOLOGIE D'AVANT-GARDE
TECNOLOGÍA DE VANGUARDIA
ПЕРЕДОВЫЕ ТЕХНОЛОГИИ

TECNOLOGIA ALL'AVANGUARDIA

Le tecnologie innovative di Hatria dell'avanzatissimo impianto di produzione sito a Teramo (Italy) sono alla base per lo sviluppo di una gamma di prodotti per il bagno in continua evoluzione ed in crescente qualificazione anche grazie alla collaborazione ed alla creatività di grandi protagonisti del design. Utilizzo di materie prime purissime, prototipazione accurata e rigorosa, gestione di tutte le fasi del processo produttivo, si sviluppano nel nostro stabilimento con l'ausilio di tecnologie all'avanguardia che rispondono alle rinnovate esigenze del bagno contemporaneo.

Hatria has invested impressive resources and technologies in research that starts from the design of the sanitary fitting itself, with the input of leading international designers, in a process that generates finished products of the very highest quality. The use of the purest raw materials, precise, meticulous prototyping, control of finishes and management of every phase of the production process all take place in-house, with the aid of leading-edge technologies that meet the renewed needs of the contemporary bathroom.

Hatria investiert umfassende Ressourcen und bringt erstklassige Technologien zum Einsatz. Beginnend beim Projekt des Sanitärelements in Zusammenarbeit mit international bekannten Designern bis hin zur Entwicklung und Herstellung von Qualitätserzeugnissen. Die Verarbeitung von Rohstoffen mit höchstem Reinheitsgrad, die sorgfältige Prototypenentwicklung unter Anwendung strengster Kriterien, die Kontrolle der Oberflächen und die Steuerung aller Produktionsphasen erfolgen an unseren Standorten unter Einsatz von fortschrittlichen Technologien, die den Anforderungen des modernen Bades gerecht werden.

Hatria a consacré une grande quantité de ses ressources pécuniaires et matérielles à un travail de recherche qui a débuté par les sanitaires, avec la collaboration de quelques-uns des grands designers internationaux, puis a évolué et abouti à des produits finis d'une qualité exceptionnelle. Des matières premières ultra pures, des prototypes précis et définis, le contrôle des finitions et la gestion de l'ensemble du procédé de production, tout se fait au sein de nos usines avec des technologies de pointe qui répondent aux nouvelles exigences de la salle de bains contemporaine.

Hatria ha invertido abundantes recursos y tecnología en un proceso de investigación que arranca con el proyecto del sanitario, elaborado con la colaboración de proyectistas de renombre del diseño internacional, y evoluciona para llegar hasta el resultado final constituido por unos productos acabados que se distinguen por su extraordinaria calidad. La utilización de materias primas puras, la meticulosa y rigurosa realización de prototipos, el control de los acabados y la gestión de cada una de las fases del proceso productivo se llevan a cabo en nuestros establecimientos con la ayuda de tecnologías de vanguardia que responden a las renovadas exigencias del baño contemporáneo.

Hatria инвестировала большие средства и технологии в процесс исследования, начиная с проектирования сантехнического оборудования, при участии передовых дизайнеров международного уровня, и заканчивая готовой продукцией под знаком высшего качества. Использование чистейшего сырья, аккуратное и точное изготовление опытных образцов, контроль отделки и всех этапов производственного процесса, осуществляются на наших предприятиях при помощи передовых технологий, отвечающих новым потребностям дизайна современных ванных комнат.



UNI EN ISO 9001:2008



SISTEMA DI GESTIONE
QUALITÀ CERTIFICATO

CERTIQALITY
È MEMBRO DELLA
FEDERAZIONE CISO



4,5 lt

hatria

CAREFULLY DESIGNED, SUSTAINABLE QUALITY

CAREFULLY DESIGNED, SUSTAINABLE QUALITY
UNE QUALITÉ VOLONTAIRE ET DURABLE
UNA CALIDAD PLANIFICADA Y SOSTENIBLE
ЭКОЛОГИЧЕСКИ БЕЗОПАСНОЕ И ЗАПРОЕКТИРОВАННОЕ КАЧЕСТВО

UNA QUALITÀ PROGETTATA E SOSTENIBILE

Hatria porta avanti la sua filosofia aziendale con un grande senso di rispetto e responsabilità verso le risorse che la natura ci ha messo a disposizione. Impianti automatici senza consumo di stampi in gesso e che quindi evitano l'inquinamento da smaltimento, un attento utilizzo delle fonti energetiche in tutte le fasi del processo produttivo, l'eliminazione del consumo di energia per il riscaldamento, si uniscono alle soluzioni che permettono un risparmio del consumo d'acqua dei suoi apparecchi. La certificazione del Sistema Qualità Hatria da parte del Certiquality-Certichim, secondo la norma UNI-EN-ISO 9001:2008, è un'ulteriore passo volto a garantire la massima performance dei nostri prodotti.

Hatria's corporate philosophy involves great respect and responsibility towards the resources nature has provided for us. Automatic plants with no consumption of plaster moulds, meaning no pollution from their disposal, intelligent use of energy sources in every phase of the production process, and the elimination of energy consumption for heating, combine with the commitment to finding solutions that reduce the amount of water used by the equipment. The certification of the Hatria Quality System on the part of Certiquality-Certichim, in accordance with the UNI-EN-ISO 9001:2008 standard, is a further step towards guaranteeing top product performance.

Die Marke Hatria setzt ihre Unternehmensphilosophie mit einem großen Respekt und Verantwortungsbewusstsein gegenüber den natürlichen Ressourcen um. Automatische Anlagen, die keine Gipsformen benötigen und folglich die Umwelt nicht durch die Entsorgung belasten, eine umsichtige Nutzung der Energiequellen in jeder einzelnen Phase des Herstellungsprozesses und der Entfall des Energieverbrauchs für die Heizung vereinen sich mit der Erforschung von Lösungen für die Einsparung von Prozesswasser. Die Zertifizierung des Qualitätsmanagementsystems von Hatria durch Certiquality-Certichim gemäß Norm UNI-EN-ISO 9001:2008 ist ein weiterer Schritt, um zu garantieren, dass unsere Produkte die beste Leistung bieten.

Hatria croit dur comme fer à sa philosophie : un profond respect et une grande sensibilité pour les ressources que Dame Nature a mis à notre disposition. Non seulement la société s'engage à trouver des solutions pour réduire sa consommation d'eau, mais elle dispose d'ores et déjà de systèmes automatiques qui n'utilisent plus de moules en plâtre, évitant ainsi la production de déchets et la pollution en découlant. De plus, elle rationalise l'utilisation des sources d'énergie au cours de son procédé de production, et elle ne consomme plus d'énergie pour chauffer ses bâtiments. La certification du Système Qualité de conformité à la norme UNI-EN-ISO 9001:2008, que le Certiquality-Certichim a remise à Hatria, est un gage supplémentaire de l'excellence de nos produits.

Hatria aplica su filosofía empresarial con el máximo respeto y un enorme sentido de la responsabilidad para con los recursos que la naturaleza pone a nuestra disposición. Unas instalaciones automáticas que no requieren el empleo de moldes de yeso, evitando de este modo la contaminación debida a su eliminación, un atento uso de las fuentes energéticas en todas las fases del proceso productivo y la eliminación del consumo de energía para el calentamiento se suman al compromiso de hallar soluciones que permitan incrementar el ahorro en el consumo de agua de sus aparatos. La certificación del Sistema de Calidad de Hatria por parte de Certiquality-Certichim, según la norma UNI-EN-ISO 9001:2008, es otro paso adelante destinado a garantizar el rendimiento máximo de nuestros productos.

Hatria ведёт политику рационального и бережного использования природных ресурсов. Автоматическое оборудование, не предусматривающее использование гипсовых пресс-форм, и, таким образом, исключающее данный фактор загрязнения окружающей среды при утилизации отходов, аккуратное использование энергоресурсов на всех этапах производственного процесса, отказ от расходования энергии на отопление, а также поиск решений по снижению потребления воды на производстве. Сертификация Системы Качества Hatria на соответствие требованиям стандартов UNI-EN-ISO 9001:2008, проведенная Институтом Certiquality-Certichim, – это дальнейший шаг, направленный на обеспечение максимально высокого качества нашей продукции.



ARCHITECTURES FOR THE CONTEMPORARY BATHROOM

ARCHITEKTUREN FÜR DAS ZEITGENÖSSISCHE BADEZIMMER
ARCHITECTURES POUR LA SALLE DE BAINS CONTEMPORAINE
ARQUITECTURAS PARA EL BAÑO CONTEMPORÁNEO
АРХИТЕКТУРНЫЕ РЕШЕНИЯ ДЛЯ СОВРЕМЕННОЙ ВАННОЙ КОМНАТЫ

ARCHITETTURE PER IL BAGNO CONTEMPORANEO

Un nuovo modo di concepire lo spazio bagno, sempre più luogo condiviso e in relazione con altri ambienti della casa. Astrazione e design raffinato vanno di pari passo con la funzionalità e la semplicità d'uso: Hatria, che da sempre collabora con designer protagonisti della scena internazionale quali Francesco Lucchese, Dal Lago Associati, Antonio Bullo, Nilo Gioacchini, Federico Sandri e Daniel Debiasi, costruisce lo spazio attraverso la forma del sanitario. Innumerevoli proposte, per adattarsi a bagni di ogni personalità. Forme contemporanee, superfici nitide e compatte, sono declinate secondo una logica di sistema per dare massima libertà alla componibilità.

A new-concept bathroom, increasingly a shared area, blending into the other rooms in the home. Abstract, sophisticated design goes hand-in-hand with convenience and ease of use: Hatria, which has always worked closely with top international designers such as Francesco Lucchese, Dal Lago Associati, Antonio Bullo, Nilo Gioacchini, Federico Sandri and Daniel Debiasi, defines space with the shape of its sanitary fittings, offering numerous options that can be adapted to bathrooms of any personality. Contemporary forms and immaculate, compact surfaces are formulated into a logical system for unbeatable modularity.

Das Bad definiert sich neu: Es wird zu einem zunehmend gemeinschaftlich genutzten Raum, der in einer engen Wechselbeziehung mit den anderen Wohnräumen steht. Abstraktion und Design gehen mit Funktionalität und Benutzerfreundlichkeit einher: Hatria, eine Firma, die von Anfang an mit Designern wie Francesco Lucchese, Dal Lago Associati, Antonio Bullo, Nilo Gioacchini, Federico Sandri und Daniel Debiasi zusammenarbeitet, die im Mittelpunkt der internationalen Szene stehen, gestaltet den Raum über die Form des Sanitärelements. Ein mannigfaltiges Angebot für Bäder unterschiedlicher Stil- und Lebenswelten. Zeitgemäße Formen, klare und kompakte Flächen sind einer Systemlogik untergeordnet, die unendliche viele Kombinationsmöglichkeiten erschließt.

La salle de bains fait peau neuve. Cet espace est désormais plus ouvert et davantage lié aux autres pièces de la maison. L'abstraction et l'élégance côtoient l'utilité pratique et la facilité d'emploi: Hatria, qui collabore depuis toujours avec des créateurs de premier plan du panorama international du design tels que Francesco Lucchese, Dal Lago Associati, Antonio Bullo, Nilo Gioacchini, Federico Sandri et Daniel Debiasi, construit l'espace autour de la forme des sanitaires. La société propose un choix varié pour s'adapter à tous les styles de salles de bains. Les formes contemporaines, les surfaces nettes et compactes suivent une logique de système qui donne une liberté d'expression totale à la modularité.

Un nuevo modo de concebir el espacio del baño, un lugar cada vez más compartido y en relación con los demás ambientes de la vivienda. Abstracción y refinamiento se unen a eficiencia y uso fácil; Hatria, que colabora desde siempre con diseñadores de renombre de la escena internacional como Francesco Lucchese, Dal Lago Associati, Antonio Bullo, Nilo Gioacchini, Federico Sandri y Daniel Debiasi, construye este espacio a través de sus sanitarios. Numerosas propuestas que se adaptan a todos los baños. Formas modernas, superficies nítidas y compactas se articulan siguiendo una lógica de sistema para darle máxima libertad a la modularidad.

Новый подход к восприятию ванной комнаты, которая все чаще рассматривается как пространство, связывающее различные помещения дома. Абстрактность и изысканность дизайна идут в ногу с практичностью и простотой в использовании: Hatria, которая всегда сотрудничает с ведущими, признанными на международном уровне дизайнерами, такими как Франческо Луккеше (Francesco Lucchese), Даль Лаго Ассоциати (Dal Lago Associati), Антонио Булло (Antonio Bullo), Нило Джоаккини (Nilo Gioacchini), Федерико Сандри (Federico Sandri) и Даниэл Дебиаси (Daniel Debiasi), организует пространство через форму сантехники. Многочисленные варианты органично впишутся в интерьер ванной комнаты любого стиля. Современные формы, четкие и компактные поверхности, в соответствии с логикой системы призваны обеспечить максимальную гибкость при компоновке.



DESIGN FOLLOWING THE CONTOURS OF INNOVATION

DAS DESIGN PASST SICH DEN FORMEN DER INNOVATION AN
 LE DESIGN ÉPOUSE LES FORMES DE L'INNOVATION
 EL DISEÑO SIGUE LA FORMA DE LA INNOVACIÓN
 ДИЗАЙН СЛЕДУЕТ ЗА ИННОВАЦИОННЫМИ ФОРМАМИ

IL DESIGN SEGUE LE FORME DELL'INNOVAZIONE

Un'idea di progetto a 360° è alla base della ricerca Hatria, che continuamente si evolve per offrire nuove soluzioni coniugando estetica e funzionalità: il design costruisce la forma intorno a sistemi che migliorano la qualità e le performances del prodotto. **PURE FIX®**, il nuovo fissaggio nascosto per vasi e bidet terra filo muro, presente nell'ultima collezione Hatria Le Fiabe, è l'innovazione che permette di avere finalmente anche per i sanitari terra un risultato esteticamente perfetto e pulito, in quanto privi di alcun fissaggio visibile. In combinazione con il **VASO TRASLATO** e il **BIDET APERTO** nella parte posteriore, ideali nelle ristrutturazioni per adattare impianti esistenti.

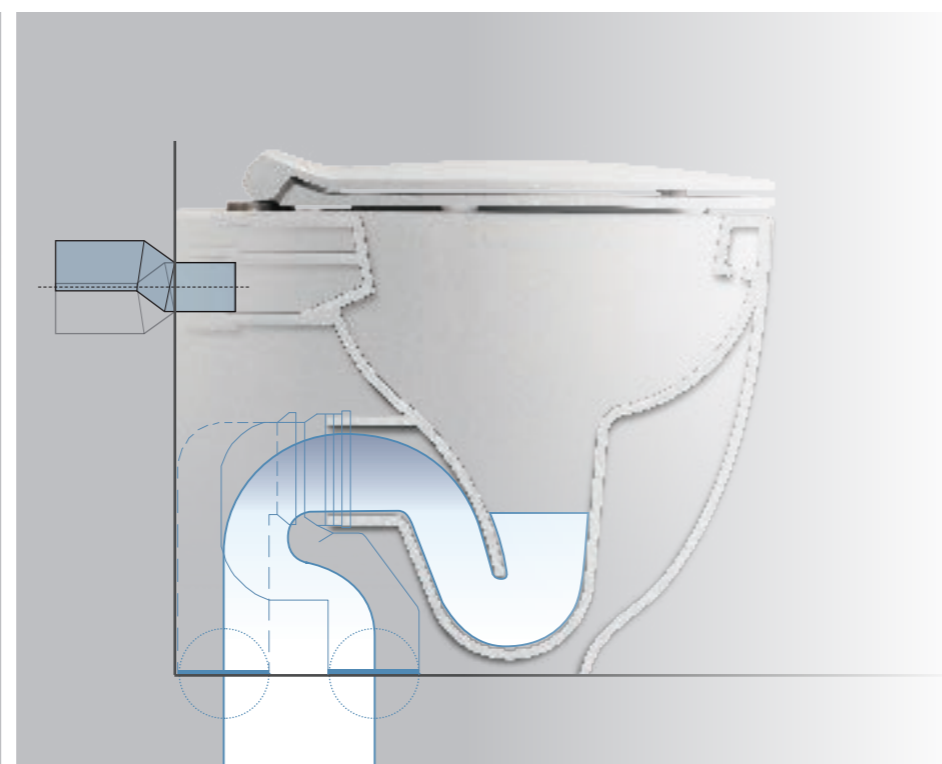
A 360° project idea lies at the base of Hatria research, which is evolving all the time to offer new solutions that are both beautiful and functional: design builds the shape around systems conceived to improve product quality and performance. **PURE FIX®**, the new concealed fixing element for back-to-wall WCs and bidets, presented in the latest Hatria collection, "Le Fiabe", is an innovative solution that offers a perfectly attractive, clean solution for back-to-wall bathroom fittings, because there are no visible fixing elements. In combination with the **SHIFTED WC** and the **BIDET OPEN** at the back, it is ideal for renovations, to adapt existing fittings.

Eine Projektidee, die alle Aspekte einbezieht, bildet die Grundlage für die Forschung von Hatria, die sich ständig weiterentwickelt, um neue Lösungen unter Kombination der Ästhetik und der Zweckmäßigkeit zu bieten. Das Design stellt die Form rund um Systeme dar, die die Qualität und die Leistungen des Produkts verbessern. **PURE FIX®**, die neue verborgene Befestigung für an die Wand anliegende Stand-Klosettbecken und -Bidets der neuen Kollektion „Le Fiabe“ von Hatria, ist die Innovation, dank der endlich auch die auf dem Boden stehenden sanitären Anlagen ein perfektes, sauberes ästhetisches Ergebnis ohne sichtbare Befestigungen bieten können. In Kombination mit dem **KLOSETTBECKEN MIT VERSETZTEM ABFLUSS** und dem hinten **OFFENEN BIDET** ist es ideal, um im Zuge von Renovierungen an bestehende Anlagen angepasst zu werden.

Une idée de projet à 360° est à la base de la recherche Hatria qui ne cesse d'évoluer pour pouvoir proposer de nouvelles solutions alliant esthétique et fonctionnalité. Le design construit la forme autour de systèmes qui concourent à améliorer la qualité et les performances du produit. **PURE FIX®**, le nouveau système de fixation de sol invisible pour cuvettes de WC et bidets au ras du mur fait partie de la dernière collection d'Hatria « Le Fiabe ». C'est l'innovation qui permet finalement d'avoir des sanitaires au sol avec un résultat esthétiquement parfait et propre, puisqu'aucun système de fixation n'est visible. Combiné avec la **CUVETTE DÉCALÉE** et le **BIDET OUVERT** dos au mur, il est l'idéal dans les rénovations pour adapter les installations déjà existantes.

La investigación de Hatria, que parte de una idea de proyecto 360°, evoluciona constantemente para ofrecer nuevas soluciones que combinen estética y eficiencia; el diseño crea la forma en torno a sistemas que mejoran la calidad y el rendimiento del producto. **PURE FIX®**, la nueva fijación invisible para inodoros y bidés de tierra y contra la pared, presente en la última colección de Hatria "Le Fiabe", es la innovación que permite que sanitarios de tierra también dispongan finalmente de un resultado estéticamente perfecto y limpio sin fijaciones visibles. Junto con el **INODORO VARIABLE** y el **BIDÉ ABIERTO** en su parte posterior, es ideal en reestructuraciones para adaptar instalaciones ya existentes.

Идея проекта на 360° лежит в основе научно-исследовательской работы компании Hatria, которая постоянно развивается, чтобы предложить новые решения, объединив эстетику и функциональность: дизайн создает форму систем, которые улучшают качество и достоинства продукта. **PURE FIX®** – это новая скрытая система монтажа приставных биде и унитазов, представленная в новой коллекции "Le Fiabe" компании Hatria. Являясь инновационной, она позволяет, наконец-то, идеально и чисто устанавливать напольную сантехнику без каких-либо видимых крепежных устройств. Сочетание **УНИТАЗА С ПЕРЕНОСНЫМ ВЫПУСКОМ** и **ОТКРЫТОГО** в задней части **БИДЕ** будет идеальным для проведения ремонтных работ с целью установки их в уже существующую систему.





PURE RIM®_MORE HYGIENE, LESS WATER, ZERO BACTERIA

PURE RIM®_MEHR HYGIENE, WENIGER WASSER, NULL BAKTERIEN
PURE RIM®_HYGIÈNE OPTIMALE, MOINS D'EAU CONSOMMÉE, ZÉRO BACTÉRIE
PURE RIM®_MÁS HIGIENE, MENOS AGUA, CERO BACTERIAS
PURE RIM®_БОЛЬШЕ ГИГИЕНЫ, МЕНЬШЕ ВОДЫ, НОЛЬ БАКТЕРИЙ

PURE RIM® *rimless wc collection* PIÙ IGIENE, MENO ACQUA, ZERO BATTERI

I nuovi vasi sospesi rimless FUSION, LE FIABE, ERIKA pro di Hatria grazie al sistema di risciacquo con bordo a vista, utilizzando soltanto una piccola quantità d'acqua, non presentano zone di deposito sporco e formazione di batteri. La pulizia del sanitario risulta così estremamente semplice e veloce. Realizzati secondo un concetto innovativo del sistema di scarico, per facilitare le operazioni di pulizia e manutenzione, questi vasi sospesi in ceramica senza brida mantengono comunque invariate le caratteristiche di installazione dei tradizionali vasi. Lo scarico ed una perfetta pulizia sono garantiti con soli 4,5/3 litri d'acqua.

The new Hatria rimless wall hung WCs FUSION, LE FIABE, ERIKA pro flushing systems come with visible edges and use only a small amount of water, leaving no space for dirt and bacteria to form. This makes it extremely quick and easy to clean. Designed with an innovative flushing system that facilitates cleaning and maintenance, these ceramic wall hung rimless WCs are in any case installed in the same way as conventional WCs. Flushing and perfect cleaning are assured with just 4.5/3 litres of water.

Die neuen hänge Klosetts rimless FUSION, LE FIABE, ERIKA pro von Hatria benötigen dank des Spülsystems mit sichtbarem Rand nur eine geringe Wassermenge, lagern keinen Schmutz ab und fördern die Bakterienbildung nicht. Die Reinigung der Sanitäranlage ist daher extrem einfach und schnell. Diese nach einem innovativen Spülanlagenkonzept, das die Reinigung und Wartung erleichtert, produzierten spülrandlosen wandhängenden Klosetts aus Keramik behalten in jedem Fall die Installationseigenschaften von traditionellen Klosetts bei. Die Spülung und eine perfekte Reinigung werden mit nur 4,5/3 Litern Wasser gewährleistet.

Grâce au système de rinçage à bride ouverte qui ne consomme qu'un petit volume d'eau, dans les nouvelles cuvettes suspendu rimless Hatria FUSION, LE FIABE, ERIKA pro, les salissures ne forment plus de dépôt, de sorte que les bactéries ne peuvent plus s'y loger. La cuvette est ainsi plus facile et plus rapide à nettoyer. Dotées de cette technique de rinçage innovante qui facilite les opérations de nettoyage et d'entretien, ces cuvettes suspendues sans bride s'installent exactement comme des cuvettes traditionnelles. L'efficacité du rinçage et une propreté parfaite sont assurées avec 4,5/3 litres d'eau seulement.

Gracias al sistema de lavado con borde accesible, los nuevos inodoros suspendidos rimless FUSION, LE FIABE, ERIKA pro de Hatria no presentan zonas de depósito de suciedad ni formación de bacterias con solo usarse un poco de agua. La limpieza del inodoro resulta por tanto extremadamente simple y rápida. Hechos según un concepto innovador del conducto de desagüe, para facilitar las operaciones de limpieza y mantenimiento, estos inodoros suspendidos en cerámica sin canal de lavado mantienen igualmente todas las características de instalación de los inodoros tradicionales. El desagüe y una perfecta limpieza se garantizan con solo 4,5/3 litros de agua.

Новые подвесной унитазы rimless FUSION, LE FIABE, ERIKA pro производства Hatria, благодаря системе ополаскивания с открытым бортиком, используют минимальное количество воды и препятствуют образованию грязных отложений и формированию бактерий. Уборка такой сантехники становится исключительно простой и быстрой. Изготовленные по инновационной концепции системы слива, что существенно облегчает их очистку и содержание, эти керамические подвесные унитазы без бортика сохраняют неизменными монтажные характеристики традиционных унитазов. Слив и абсолютная чистота обеспечиваются всего лишь 4,5/3 литрами воды.








**SPAZIO, TEMPO E FUNZIONI
SI FONDONO IN UN NUOVO COMFORT**

SPACE, TIME AND FUNCTIONALITY
BLEND TOGETHER TO CREATE
A NEW CONCEPT IN COMFORT

G-FULL



01



02

01: G-FULL 140 VASO A DESTRA COPERTURA NOCE, MOBILI SLIDING WOOD SYSTEM
 02: G-FULL 140 VASO A SINISTRA COPERTURA BIANCA, PANCA AD L
 03: G-FULL 140 VASO A SINISTRA COPERTURA BIANCA,
 PANCA AD L, PILOZZI DA APPOGGIO.

01: G-Full 140 wc right nut cover, furniture SLIDING wood system
 02: G-Full 140 wc left white cover, L bench,
 03: G-Full 140 wc left white cover,
 L bench, surface nounted sinks.



03



04

04: G-FULL 140 VASO A DESTRA COPERTURA WENGÈ
MOBILI SLIDING WOOD SYSTEM

04: G-Full 140 wc right wengè cover
Furniture SLIDING wood system



06



07



08

05: G-FULL 120 VASO A DESTRA COPERTURA IROKO
 06: PILOZZO SOSPESO
 07: G-FULL 120 SOLO VASO A DESTRA
 08: G-FULL 120 VASO A DESTRA CON PILOZZO

05: G-Full 120 wc right wood iroko cover
 06: wall hung sink
 07: G-Full 120 wc right only
 08: G-Full 120 wc right with sink

**UN NUOVO ABITO
PER IL BAGNO CONTEMPORANEO**

A NEW OUTFIT FOR THE
CONTEMPORARY BATHROOM

ABITO



01

28



02



03

BIANCO / WHITE

01-03: VASO E BIDET SOSPESI
02: LAVABO 58 D'APPOGGIO

*01-03: wall hung wc and bidet
02: surface-mounted washbasin 58*

29



04

ONDE GRIGIO

04: LAVABO 100 SOSPESO
 05: VASO E BIDET SOSPESI

*04: wall hung washbasin 100
 05: wall hung wc and bidet*



05



06



07

ROSA ANTICO / OLD ROSE

06: VASO E BIDET SOSPESI
07: LAVABO 58 D'APPOGGIO

06: wall hung wc and bidet
07: surface-mounted washbasin 58



08

VERDE NOTTE / NIGHT GREEN

08: LAVABO 58 D'APPOGGIO, VASO + BIDET SOSPESI

08: surface-mounted washbasin 58, wall hung wc and bidet



09



10



11



12

NERO / BLACK

09: VASO E BIDET SOSPESI
10: LAVABO 58 D'APPOGGIO

NERO / BLACK RIGHE ORO

11: VASO E BIDET SOSPESI

RIGHE ORO

12: VASO E BIDET SOSPESI

09-11-12: wall hung wc and bidet
10: surface-mounted washbasin 58



**PROTAGONISTA
UN'ELEGANZA SENZA TEMPO**

THE PICTURE OF
TIMELESS ELEGANCE

SCULTURE



01

01: LAVABO 110 CON SEMICOLONNA
01: washbasin 110 with siphon cover



02



03

02: VASO + BIDET FILO MURO
 03: LAVABO 77 CON SEMICOLONNA
*02: back to wall wc + bidet
 03: washbasin 77 with siphon cover*



04

04: LAVABO 65 CON SEMICOLONNA, VASO MONOBLOCCO CON CASSETTA

04: washbasin 65 with siphon cover, coupled wc with cistern



05

05: VASO + BIDET SOSPESI, LAVABO 110 CON COLONNA
05 wall hung wc + bidet, washbasin 110 with pedestal



06



07

06: LAVABO FREESTANDING 65 BIANCO, PORTALE BIANCO, VASO + BIDET SOSPESI BIANCO
 07: LAVABO FREESTANDING 65 BIANCO, PORTALE BIANCO
*06: freestanding white washbasin 65, white furniture, wall hung white wc + bidet
 07: freestanding white washbasin 65, white furniture*



**COMBINAZIONE TRA
CLASSICO E CONTEMPORANEO**

COMBINATION OF
CLASSIC AND CONTEMPORARY

DOLCEVITA



01: LAVABO 650x480 DA INCASSO
01: built-in washbasin 650x480



02: LAVABO R75 CON COLONNA
02: washbasin R75 with pedestal



03

03: VASO + BIDET, LAVABO O 75 CON COLONNA

03: wc + bidet, washbasin O 75 with pedestal



04



05



06

04: LAVABO 70 CON COLONNA
 05: VASO CON CASSETTA A ZAINO + BIDET
 06: VASO CON CASSETTA A ZAINO EDIZIONE BRONZO + BIDET

*04: washbasin 70 with pedestal
 05: wc with low-level cistern+ bidet
 06: wc with low-level cistern bronze edition + bidet*



07

07: LAVABO 100 CON GAMBE
07: washbasin 100 with legs



**IL BAGNO
CAMBIA PROSPETTIVA**

A BATHROOM
TO INSPIRE THE DIMENSION

GRANDANGOLO



01

56



02

01: LAVABO G-150
02: LAVABO G-130 T SINISTRO
MOBILI SLIDING WOOD SYSTEM

01: washbasin G-150
02: washbasin G-130 T left
Furniture SLIDING wood system

57



03

03: LAVABO G-130, MOBILI SLIDING WOOD SYSTEM, VASO + BIDET FUSION

03: washbasin G-130, furniture SLIDING wood system, wc + bidet FUSION



04



05



06

04: LAVABO G-75 SINISTRO - DESTRO
 05: LAVABO G-50 DESTRO
 06: LAVABO G-75 DESTRO
 MOBILI SLIDING WOOD SYSTEM
 04: washbasin G-75 left - right
 05: washbasin G-50 right
 06: washbasin G-75 right
 Furniture SLIDING wood system



07

07: LAVABO G-100
 MOBILI SLIDING WOOD SYSTEM
 07: washbasin G-100
 Furniture SLIDING wood system



**UN SISTEMA DI EQUILIBRI
TRA FORME E SPAZI**

A SYSTEM OF BALANCES
BETWEEN FORMS AND SPACES

AREA



01



02

01: LAVABO 90x45
 02: LAVABO 80x35 D'APPOGGIO
 01: washbasin 90x45
 02: surface-mounted washbasin 80x35



03



04



05

03: LAVABI 81x45
 04: LAVABO 100x35 D'APPOGGIO
 05: LAVABI 60x45 CON SEMICOLONNA
 03: washbasins 81x45
 04: surface-mounted washbasin 100x35
 05: washbasins 60x45 with siphon cover



06

06: LAVABO 90x35
 06: washbasin 90x35



07



08

07: LAVABO 100x35
 08: LAVABI 70x35
 07: washbasin 100x35
 08: washbasins 70x35



**FORME CONTINUE
PER SPAZI FLESSIBILI**

ENDLESS FORMS FOR
FLEXIBLE SPACES

FUSION



FUSION

- 01: VASO + BIDET SOSPESI
- 02: VASO FILO MURO + MONOLITH
- 03: VASO + BIDET FILO MURO

- 01: wall hung wc + bidet
- 02: back to wall wc + MONOLITH
- 03: back to wall wc + bidet





04

FUSION Q

04: VASO + BIDET SOSPESI

04: wall hung wc + bidet



05



06



07

FUSION

05: ORINATOIO CON FOTOCELLULA

06: ORINATOIO

07: ORINATOIO CON COPERCHIO

05: urinal with photocell

06: urinal

07: urinal with cover



FUSION 48

08: VASO + BIDET FILO MURO

08: back to wall wc + bidet



FUSION 48

09: VASO + BIDET SOSPESI

09: wall hung wc + bidet



**DESIGN E PERSONALITÀ
PER OGNI ORA**

DESIGN AND PERSONALITY
FOR EVERY HOUR

HAPPY HOUR



HAPPY HOUR



TRILOGY

- 01: HAPPY HOUR 07:00 ORO BIANCO
- 02: HAPPY HOUR 07:00 ORO GIALLO
- 03: HAPPY HOUR 07:00 ORO ROSSO

- 01: HAPPY HOUR 07:00 white gold*
- 02: HAPPY HOUR 07:00 yellow gold*
- 03: HAPPY HOUR 07:00 red gold*



04

80



05

04: HAPPY HOUR 07:00
05: HAPPY HOUR 11:00

81



06



08



07



09

06: HAPPY HOUR 07:00 ROSA ANTICO BICOLOR
 07: HAPPY HOUR 07:00 VERDE NOTTE BICOLOR

06: HAPPY HOUR 07:00 OLD ROSE bicolor
 07: HAPPY HOUR 07:00 NIGHT GREEN bicolor

08: HAPPY HOUR 11:00 ROSA ANTICO BICOLOR
 09: HAPPY HOUR 11:00 VERDE NOTTE BICOLOR

08: HAPPY HOUR 11:00 OLD ROSE bicolor
 09: HAPPY HOUR 11:00 NIGHT GREEN bicolor



10



11

10: HAPPY HOUR 07:15
11: HAPPY HOUR 11:15



12



13

12: HAPPY HOUR 10:00
13: HAPPY HOUR 17:00




14


14: HAPPY HOUR 03:00



15



16



17



18

15: HAPPY HOUR 02:00
16: HAPPY HOUR 22:00
17: HAPPY HOUR 09:00
18: HAPPY HOUR 09:30



**IMMERGERSI IN UN LUOGO MAGICO
CHE LASCIA SPAZIO ALL'IMMAGINAZIONE**

LOSE YOURSELF IN A MAGICAL WORLD
THAT LEAVES ROOM FOR IMAGINATION

LE FIABE




01



02



03



04

01: VASO + BIDET SOSPESI
 02-03: LAVABO 80
 04: LAVABO 80, MOBILE NOCE - CASSETTO NOCE
 MOBILI SLIDING WOOD SYSTEM

01: wall hung wc + bidet
 02-03: washbasin 80
 04: washbasin 80, nut furniture - nut drawer
 Furniture SLIDING wood system



05

05: LAVABO 80, VASO + BIDET SOSPESI, MOBILI SLIDING WOOD SYSTEM

05: washbasin 80, wall hung wc + bidet, furniture SLIDING wood system




06

94



07



08

06: LAVABO 80, MOBILE WENGÈ - CASSETTO BIANCO
 07-08: VASO + BIDET FILO MURO
 MOBILI SLIDING WOOD SYSTEM

06: washbasin 80, wengè furniture - white drawer
 07-08: back to wall wc + bidet
 Furniture SLIDING wood system

95



09



10



11

09: LAVABO 100
 10: LAVABO 100, MOBILE WENGÈ
 11: DOPPIO LAVABO 60

09: washbasin 100
 10: washbasin 100, wengè furniture
 11: double washbasin 60



12

98



13

12: LAVABO 60, VASO E BIDET 50 SOSPESI
13: VASO E BIDET 50 SOSPESI

12: wall hung washbasin 60, wall hung wc and bidet 50
13: wall hung wc and bidet 50

99



14



15

14-15: VASO E BIDET 50 FILO MURO
 16: LAVABO 60, MOBILE BIANCO + VASO E BIDET 60 FILO MURO

14-15: back to wall wc and bidet 50
 16: washbasin 60, white furniture + back to wall wc and bidet 50



16



**SPAZI DEL VIVERE
CONTEMPORANEO**

CONTEMPORARY
LIVING SPACES

**DAYTIME
DAYTIME EVO**

DAYTIME / DAYTIME EVO



01



02



03



04

DAYTIME

- 01: LAVABO 70
- 02: LAVABO 110
- 03: LAVABI 86 DESTRO / SINISTRO
- 04: LAVABO 86 DESTRO

- 01: washbasin 70
- 02: washbasin 110
- 03: washbasins 86 right / left
- 04: washbasin 86 right



05



06



07

DAYTIME

- 05: LAVABI 55 CON SEMICOLONNA
- 06: LAVABO 62 INCASSO
- 07: LAVABO 62 CON SEMICOLONNA

- 05: washbasins 55 with siphon cover*
- 06: built in washbasin 62*
- 07: washbasin 62 with siphon cover*



08



09

DAYTIME

- 08: VASO + BIDET SOSPESI
- 09: VASO + BIDET FILO MURO

- 08: wall hung wc + bidet*
- 09: back to wall wc + bidet*



10



11

DAYTIME EVO

- 10: VASO + BIDET FILO MURO
- 11: VASO MONOBLOCCO CON CASSETTA

*10: back to wall wc + bidet
11: coupled wc with cistern*



**LINEE MORBIDE E DELICATE
PER IL TUO BAGNO**

SMOOTH AND DELICATE LINES
FOR YOUR BATHROOM

NIDO



01



02



03



04

- 01: LAVABO 62 CON COLONNA
 - 02: LAVABO 56 CON SEMICOLONNA
 - 03: LAVABI 68
 - 04: LAVABO 75 D'APPOGGIO
-
- 01: washbasin 62 with pedestal
 - 02: washbasin 56 with siphon cover
 - 03: washbasins 68
 - 04: surface-mounted washbasin 75



05: VASO + BIDET FILO MURO
 06: VASO + BIDET
 05: back to wall wc + bidet
 06: wc + bidet



07: VASO + BIDET SOSPESI
 08: VASO MONOBLOCCO CON CASSETTA
 09: VASO FILO MURO + MONOLITH
 07: wall hung wc + bidet
 08: coupled wc with cistern
 09: back to wall wc + MONOLITH



**DESIGN E FUNZIONALITÀ
NEL PROGETTO**

DESIGN AND FUNCTIONALITY
FOR YOUR PROJECTS


ERIKA pro Q
ERIKA pro



ERIKA pro Q

- 01: LAVABO 120 DOPPIO BACINO CON SEMICOLONNA
- 02: LAVABO 100 CON SEMICOLONNA
- 03: LAVABO 65 CON COLONNA

*01: double washbasin 120 with siphon cover
 02: washbasin 100 with siphon cover
 03: washbasin 65 with pedestal*



ERIKA pro Q

- 04: LAVABO 80, MOBILE WENGÈ
- 05: LAVABO 80, MOBILE NOCE
- 06: LAVABO 80, MOBILE BIANCO LUCIDO

*04: washbasin 80, wengè furniture
 05: washbasin 80, nut furniture
 06: washbasin 80, glossy white furniture*



08



09



10

ERIKA pro Q

- 07: VASO + BIDET SOSPESI
- 08: VASO + BIDET FILO MURO
- 09: VASO MONOBLOCCO FILO MURO CON CASSETTA
- 10: VASO FILO MURO + MONOLITH

- 07: wall hung wc + bidet*
- 08: back to wall wc + bidet*
- 09: back to wall coupled wc with cistern*
- 10: back to wall wc + MONOLITH*



11



12



13



14

ERIKA pro

- 11: VASO + BIDET SOSPESI
- 12: LAVABI 62 CON SEMICOLONNA
- 13: VASO MONOBLOCCO CON CASSETTA
- 14: VASO + BIDET

- 11: wall hung wc + bidet*
- 12: washbasins 62 with siphon cover*
- 13: coupled wc with cistern*
- 14: wc + bidet*



**FORME IDEALI
PER SPAZI CONTENUTI**

IDEAL SHAPES
FOR SMALL SPACES

YOU & ME



01: LAVABO 46 SINISTRO
02: VASO D'ANGOLO DESTRO
*01: washbasin 46 left
02: right-hand corner wc*



03: LAVABO 46 SINISTRO, VASO D'ANGOLO DESTRO
03: washbasin 46 left, right-hand corner wc



05



06

- 04: LAVABO 90
- 05: LAVABO 92 DOPPIO
- 06: LAVABO 70

- 04: washbasin 90
- 05: twin washbasin 92
- 06: washbasin 70



**LA NUOVA GENERAZIONE
DI PIATTI DOCCIA**

THE NEW GENERATION
OF SHOWER TRAYS

LIF showertrays



01

LIF.ST showertrays CERAMIC

01: LIF.ST 100x80




LIF.ST showertrays CERAMIC

- 02: LIF.ST 120x70
- 03: LIF.ST 90x90



LIF.RO showertrays CERAMIC

- 04: LIF.RO 120x70
- 05: LIF.RO 90x90
- 06: LIF.RO 100x80



LIF.RO showertrays CERAMIC

- 07-08: LIF.RO 120x80




09

138



10



11

LIF.ST showertrays HEAVYCRIL

09: LIF.ST 160x80

10: LIF.ST 150x80

11: LIF.ST 140x80

139



**COMPORRE IN
PIENA LIBERTÀ**

FREEDOM TO CREATE
YOUR BATHROOM

SLIDING wood system



01

WENGÈ

01: PENSILE 140, PENSILE A GIORNO DESTRO 140

01: unit 140, right open unit 140



02



03



05



04



06



07

WENGÈ

- 02: COLONNE A GIORNO 140
 03: PENSILE A GIORNO DETSRO 140, FUSION SOSPESI
 04: BASE 100, LAVABI G-75, PENSILI 140

02: tall open units 140
 03: right open unit 140, wall hung FUSION
 04: side unit 100, washbasins G-75, units 140

NOCE / NUT

- 05: SPECCHIO, BASE 100, COLONNA 140, LAVABO G-100
 06: BASE 100, LAVABO G-130
 07: BASE LAVABO 100, NIDO 75

05: mirror, side unit 100, tall unit 140, washbasin G-100
 06: side unit 100, washbasin G-130
 07: sink base unit 100, NIDO 75



08



09



10

WENGÈ
 08: BASE LAVABO 120 + HAPPY HOUR 10:00
 09: BASE LAVABO 100 + HAPPY HOUR 03:00
 10: BASE LAVABO 100 + HAPPY HOUR 07:00

08: sink base unit 120 + HAPPY HOUR 10:00
 09: sink base unit 100 + HAPPY HOUR 03:00
 10: sink base unit 100 + HAPPY HOUR 07:00



11



12



13



14

NOCE / NUT
 11: BASE LAVABO 100 + HAPPY HOUR 02:00

WENGÈ
 12: BASE LAVABO 120 + HAPPY HOUR 11:00
 13: BASE LAVABO 100 + HAPPY HOUR 17:00
 14: BASE LAVABO 100 + HAPPY HOUR 22:00

11: sink base unit 100 + HAPPY HOUR 02:00
 12: sink base unit 120 + HAPPY HOUR 11:00
 13: sink base unit 100 + HAPPY HOUR 17:00
 14: sink base unit 100 + HAPPY HOUR 22:00



**SOLUZIONI MODULARI E FLESSIBILI
PER IL MONDO PROFESSIONALE**

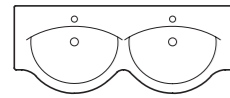
MODULAR AND FLEXIBLE SOLUTION
FOR THE PROFESSIONAL WORLD

pro come
PROGETTO

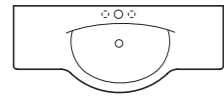


LAVABI SOSPESI O DA MOBILE

Suspended or cabinet washbasins Hänge- oder Möbelwaschbecken Lavabos suspendus ou sur meuble
Lavabos suspendidos o de mueble Раковины подвесные или встраиваемые в мебель



1250x500
SOPHIE

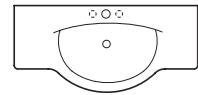


1200x500
SOPHIE



1200x450
ERIKA pro

1250 / 1200

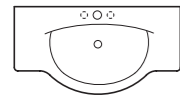


1050x500
SOPHIE



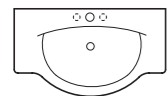
1000x450
ERIKA pro

1100 / 1000

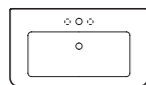


950x500
SOPHIE

950

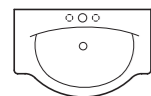


860x500
SOPHIE



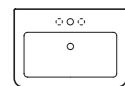
800x450
ERIKA pro

860

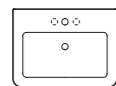


750x495
SOPHIE

750

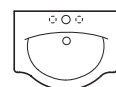


650x450
ERIKA pro

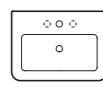


600x450
ERIKA pro

650 / 600



560x450
SOPHIE



550x400
ERIKA pro

550

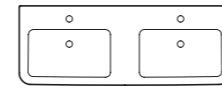


450x380
ERIKA pro

450

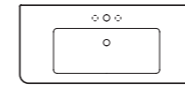
LAVABI SOSPESI CON COLONNA O SEMICOLONNA

Wall-hung washbasins with full column or siphon cover Hängewaschbecken mit Standsäule oder Halbsäule Lavabos suspendus avec colonne ou demi-colonne
Lavabos suspendidos con pedestal o semipedestal Раковины подвесные с колонной или полуколонной



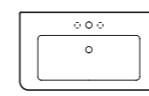
1200x450
ERIKA pro

1200



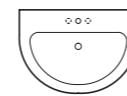
1000x450
ERIKA pro

1000

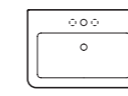


800x450
ERIKA pro

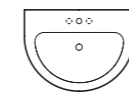
800



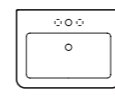
680x480
ERIKA pro



650x450
ERIKA pro

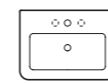


620x460
ERIKA pro



600x450
ERIKA pro

680 / 650 / 600



550x400
ERIKA pro

550

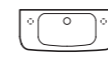


450x380
ERIKA pro

450

LAVAMANI

hand-wash Handwaschbecken lave-mains lavamanos рукомойники



505x220
DINO



450x380
ERIKA pro

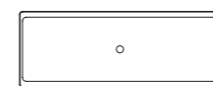


450x378
DAYTIME

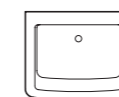
510 / 450

SPECIALI

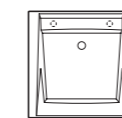
special basins Spezialprodukte accessoires spéciaux especiales комплектующие



1200x450
905x450
LAVABI A CANALE



610x500
LAVATOIO



600x600
SIXTY.LP
600x500
FIFTY.LP



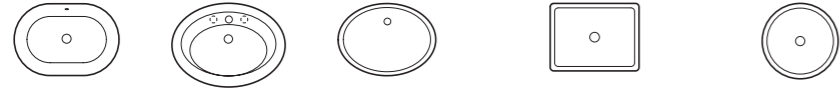
400x480
LAVATOIO
PILOZZO
G-FULL



380x420
LAVATOIO
PILOZZO

LAVABI INCASSO / INCASSO SOTTOPIANO / SEMINCASSO

Built in washbasins / undercounter / half built in Einbauwaschbecken / unterbauwaschtisch / halbeinbau Lavabos à vasque intégrée / sous plan / semi encastré Lavabos empotrados / bajo encimera / semiempotrados Раковины встраиваемые / встраиваемая под столешницу / полувстраиваемый



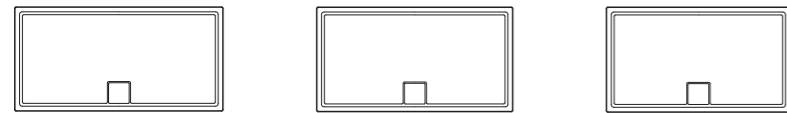
615x430 DAYTIME (INCASSO) 650x480 DOLCEVITA (INCASSO) 570x425 CATERINE (INCASSO SOTTOPIANO) 500x380 HAPPY HOUR 11:15 (INCASSO SOTTOPIANO) 440x440 HAPPY HOUR 07:15 (INCASSO SOTTOPIANO)



480x480 HAPPY HOUR 09:30 (SEMINCASSO)

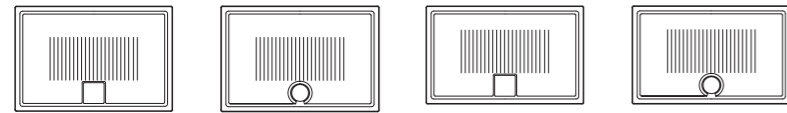
PIATTI DOCCIA

Shower Trays Duschwannen Receveurs de douche Platos de ducha Душевые поддоны



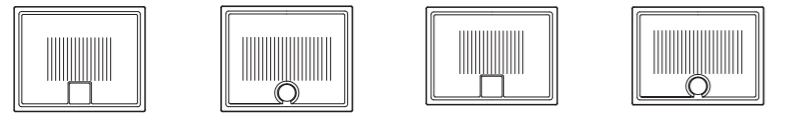
1600x800x45 LIF.ST showertrays 1500x800x45 LIF.ST showertrays 1400x800x45 LIF.ST showertrays

1600 / 1500 / 1400



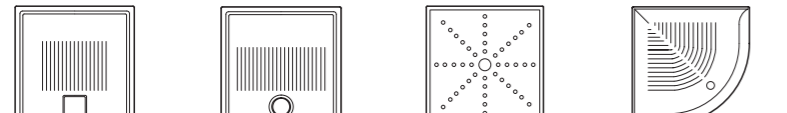
1200x800x60 LIF.ST showertrays 1200x800x60 LIF.RO showertrays 1200x700x60 LIF.ST showertrays 1200x700x60 LIF.RO showertrays

1200



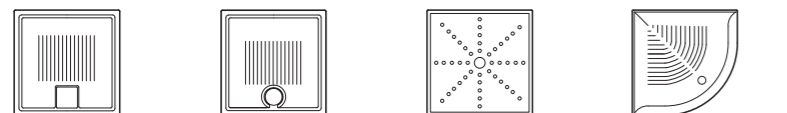
1000x800x60 LIF.ST showertrays 1000x800x60 LIF.RO showertrays 1000x700x60 LIF.ST showertrays 1000x700x60 LIF.RO showertrays

1000



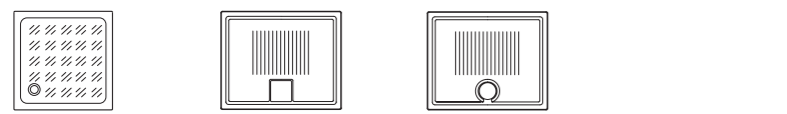
900x900x60 LIF.ST showertrays 900x900x60 LIF.RO showertrays 900x900 AUTONOMY 900x900x110 DROP

900



800x800x60 LIF.ST showertrays 800x800x60 LIF.RO showertrays 800x800 AUTONOMY 800x800x110 DROP

800



750x750x100 PIATTO DOCCIA 700x900x60 LIF.ST showertrays 700x900x60 LIF.RO showertrays

750 / 700

VASI E BIDET SOSPESI

Wall-hung WCs and bidets Hängklosetts und -bidets Cuvettes et bidets suspendus Inodoros y bidés suspendidos Унитазы и биде подвесные

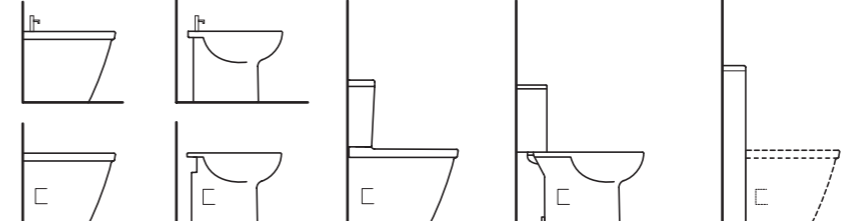



345x530 ERIKA pro Q

370x530 ERIKA pro

VASI E BIDET A TERRA / VASI CON CASSETTA / MONOLITH

Floor-mounted WCs and bidets / WCs with cisterns / Monolith Standklosetts und -bidets / Klosetts mit Spülkasten / Monolith Cuvettes et bidets au sol / cuvettes avec chasse d'eau / monolith Inodoros y bidés de suelo / inodoros con cisterna / Monolith Напольные унитазы и биде / унитазы с бачком для слива / Monolith



345x530 ERIKA pro Q

370x530 ERIKA pro Q

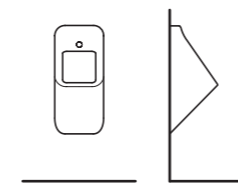
370x625 ERIKA pro Q

370x675 ERIKA pro

370x130x900 MONOLITH + (ERIKA pro Q, DAYTIME, DAYTIME EVO, YOU&ME, FUSION, NIDO)

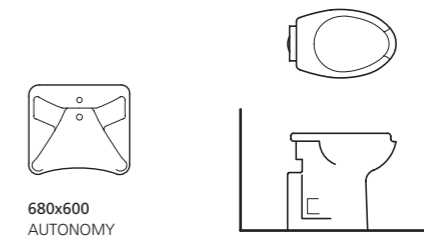
ORINATOIO

Urinal Urinale Urinoir Urinario Писсуары

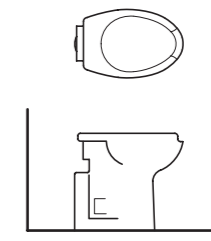


325x685 ORINATOIO FUSION

AUTONOMY



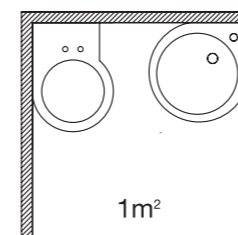
680x600 AUTONOMY



380x595 AUTONOMY

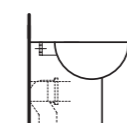
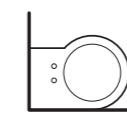
BAGNO 1x1 m

Bathroom 1x1m Bad 1x1m Salle de bain 1x1 m Baño 1x1 m Ванная комната 1x1 м



460x460 dx / rh YOU & ME

460x460 sx / lh YOU & ME



375x505 YOU & ME CORNER



01

LAVABI SOSPESI O DA MOBILE

01: LAVABO ERIKA PRO Q 80 SU MOBILE

01: washbasin ERIKA pro Q 80 on furniture



02



03

LAVABI SOSPESI O DA MOBILE

02: LAVABO SOPHIE 95 SOSPESO

03: LAVABO DOPPIO SOPHIE 125 SOSPESO

02: wall hung washbasin SOPHIE 95



03: wall hung double washbasin SOPHIE 125



LAVABI SOSPESI CON COLONNA O SEMICOLONNA

- 01: LAVABO SOSPESO ERIKA PRO Q 55 CON SEMICOLONNA
- 02: LAVABO SOSPESO ERIKA PRO Q 60 CON COLONNA
- 03: LAVABO SOSPESO ERIKA PRO Q 45

- 01: wall hung washbasin ERIKA pro Q 55 with siphon cover
- 02: wall hung washbasin ERIKA pro Q 60 with pedestal
- 03: wall hung washbasin ERIKA pro Q 45



LAVABI INCASSO / SEMINCASSO / INCASSO SOTTOPIANO

- 01: LAVABO INCASSO DAYTIME
- 02: LAVABO INCASSO SOTTOPIANO HAPPY HOUR 07:15
- 03: LAVABO INCASSO SOTTOPIANO HAPPY HOUR 11:15
- 04: LAVABO INCASSO SOTTOPIANO CATERINE
- 05: LAVABO SEMINCASSO HAPPY HOUR 09:30

- 01: built in washbasin DAYTIME
- 02: built in undercounter washbasin HAPPY HOUR 07:15
- 03: built in undercounter washbasin HAPPY HOUR 11:15
- 04: undercounter washbasin CATERINE
- 05: half built in washbasin HAPPY HOUR 09:30



01




02

LAVAMANI E SPECIALI

01: LAVAPANNI SIXTY.LP + MOBILE SIXTY.UNIT
 02: LAVAPANNI FIFTY.LP + MOBILE FIFTY.UNIT

01: laundry sink SIXTY.LP + furniture SIXTY.UNIT
 02: laundry sink FIFTY.LP + furniture FIFTY.UNIT



01



02



03



04

PIATTI DOCCIA

01: LIFRO 80x80 CERAMIC
 02: LIFST 100x80 CERAMIC
 03: LIFST 160x80 HEAVYCRIL
 04: DROP 80x80 CORNER



01

VASI E BIDET SOSPESI

01: VASO E BIDET SOSPESI ERIKA PRO

01: ERIKA pro wall hung wc and bidet



01



02

VASI E BIDET A TERRA VASI CON CASSETTA

01: VASO E BIDET ERIKA PRO
02: VASO MONOBLOCCO CON CASSETTA ERIKA PRO

01: wc and bidet ERIKA pro
02: coupled wc with cistern ERIKA pro



01



02



03



04

CASSETTA MONOLITH

01: VASO D'ANGOLO DESTRO YOU & ME - 02: VASO YOU & ME
 03: VASO FUSION 48 - 04: VASO ERIKA pro Q
 CON CASSETTA MONOLITH

01: corner wc right YOU & ME - 02: wc YOU & ME
 03: wc FUSION 48 - 04: wc ERIKA pro Q
 with MONOLITH cistern



05



06



07



08

CASSETTA MONOLITH

05: VASO FUSION - 06: VASO NIDO
 07: VASO DAYTIME - 08: VASO DAYTIME EVO
 CON CASSETTA MONOLITH

01: wc FUSION - 02: wc NIDO
 03: wc DAYTIME - 04: wc DAYTIME EVO
 with MONOLITH cistern



01



02



03

AUTONOMY

- 01: LAVABO ERGONOMICO 68 + VASO APERTURA FRONTALE CON SEDILE
- 02: VASO APERTURA FRONTALE CON SEDILE SOLO ANELLO
- 03: VASO APERTURA FRONTALE CON SEDILE IN METACRILATO

*01: ergonomic washbasin 68 + front opening wc with seat cover
 02: front opening wc with only front opening seat cover
 03: front opening wc with acrylic seat cover*



01

BAGNO 1x1 m

- 01: VASO D'ANGOLO DESTRO YOU & ME + LAVABO YOU & ME 46 ANGOLARE DX / SX

01: corner wc right YOU & ME + corner washbasin YOU & ME 46 right



LE PAGINE TECNICHE

THE TECHNICAL PAGES

**SCHEDE
PRODOTTO**

G-FULL 140

IROKO

1415x500

Panca plurifunzionale con vaso e bidet senza troppopieno integrati, versione vaso a sinistra o destra. Completa di miscelatore bidet con doppia erogazione, pulsante di scarico remoto, sedile frenato, copertura in legno massello Iroko con chiusura e apertura frizionata. Montaggio tramite staffa speciale reversibile per pareti in muratura, o con staffa speciale dx /sx per pareti in cartongesso, alle quali e da abbinare la cassetta di scarico Geberit "Unica +". Integrabile con cassetto contenitore bianco.

Multipurpose bench with integrated toilet and bidet without overflow, left-hand or right-hand WC version. Bidet mixer with double flush, remote pushbutton, soft close seat cover, cover in Iroko solid wood with clutch controlled opening and closing included. To install by special reversible built in bracket for brick wall, or with special right / left bracket for plasterboard wall, and to combine with Geberit "Unica +" cistern. It can be integrated with a white cabinet.

Banco multifuncional con inodoro y bidé (sin rebosadero) integrados, versión inodoro a la izquierda o a la derecha. Completo de mezclador para bidé con doble salida de agua, mando de descarga remoto, asiento ralentizado, tapa de madera Iroko maciza con cierre y apertura con fricción. Montaje mediante soporte metálico especial reversible para instalar empotrado en la pared, soporte metálico especial derecha/izquierda para instalar en paredes de Carton Yeso o pladur. A combinar con la cisterna de descarga Geberit "Unica +". Se puede combinar con el cajon-contenedor blanco.

Banc multifonction avec cuvette et bidet intégrés (sans trop-plein), version cuvette à gauche ou à droite. Avec mélangeur bidet à double débit, touche de chasse d'eau à déclenchement différé, abattant avec fermeture à frein, couvercle en bois massif Iroko avec frein de chute. Montage avec bâti support spécial réversible à preinstaller dans le mur ou bâti support spécial droit / gauche à pré-installer dans une cloison en placoplâtre, auquel associer la chasse d'eau Geberit "Unica +". En combinaison avec tiroir de rangement blanc.

Mehrfunktionelle Bank mit integriertem Wc und Bidet (ohne Überlauf), rechtsoder linkssitige Wc Version. inklusive Bidetmischer mit doppelter Spülung, WC remote Spültaste, Abziehbarer WC.Sitz mit Absenkautomat, mit Massivholz Iroko abgedeckt und kontrollierter Schliessung und Öffnung. Montage durch spezielle und reversible Halterung für Mauerwerk oder durch spezielle rechts links Halterung für Gipskarton, kombinierbar mit Spülkasten Geberit "Unica +". In Kombination mit weiss Schublade Behälter.

Многофункциональный стенд с вазой и биде без Переполение интегрированы версия банку осталось или вправо. В комплекте с биде смеситель с двойной подачи, слива кнопку пульт дистанционного управления сдерживается место, покрыть твердой древесины Iroko с открытием и закрытием потер. монтаж специальным кронштейном для обратных стен кладка, или со специальным кронштейном вправо / влево для стен гипсокартон, в соответствии с которым, и в соответствии с окном исчерпать Geberit "Unica +". Интегрируется с ящиком белый контейнер.



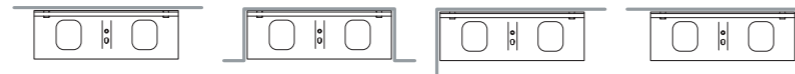
YXD0 dx - rh



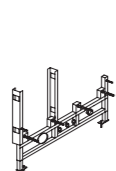
YXD1 sx - lh

INSTALLAZIONE INSTALLATION

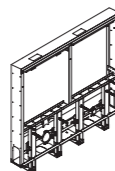
esempi di montaggio mounting examples



ACCESSORI ACCESSORIES



YXB7 staffa 140 per muratura 140 bracket for brick wall



YXSM staffa 140 per cartongesso 140 bracket for plasterboard wall



YXDW cassetta GEBERIT "Unica +" GEBERIT "Unica +" cistern



Y0Q3 sifone ribassato short trap



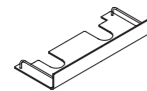
YXMN (BI-White) piletta a scarico libero free outlet drain siphon



YXBD pulsante di scarico remoto remote push button



YXB8 miscelatore bidet bidet mixer



YXH8 cassetto/contenitore 140 140 drawer

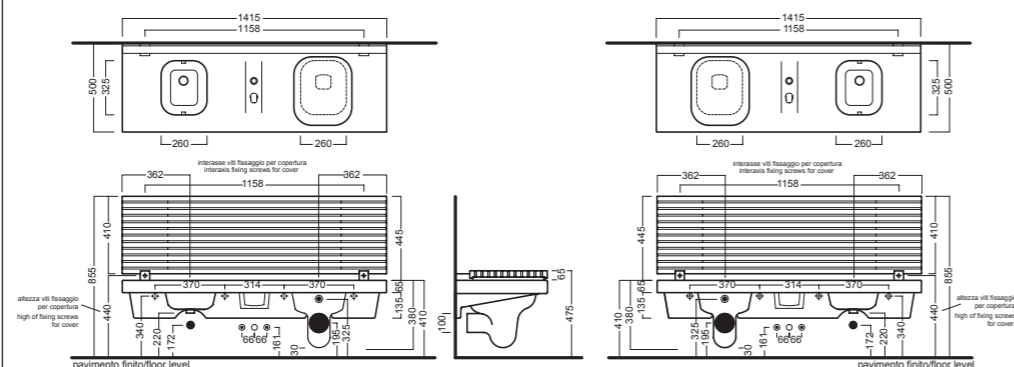


YXB3 sedile frenato soft close seat cover



YXB5 copertura 140 iroko 140 wood cover

DISEGNO TECNICO TECHNICAL DESIGN



hatria

170

G-FULL 120

IROKO

1200x500

Panca plurifunzionale con vaso e bidet senza troppopieno integrati, versione vaso a sinistra o destra. Completa di miscelatore bidet con doppia erogazione, pulsante di scarico remoto, sedile frenato, copertura in legno massello Iroko con chiusura e apertura frizionata. Montaggio tramite staffa speciale reversibile per pareti in muratura, o con staffa speciale dx /sx per pareti in cartongesso, alle quali e da abbinare la cassetta di scarico Geberit "Unica +". Integrabile con cassetto contenitore bianco.


Multipurpose bench with integrated toilet and bidet without overflow, left-hand or right-hand WC version. Bidet mixer with double flush, remote pushbutton, soft close seat cover, cover in Iroko solid wood with clutch controlled opening and closing included. To install by special reversible built in bracket for brick wall, or with special right / left bracket for plasterboard wall, and to combine with Geberit "Unica +" cistern. It can be integrated with a white cabinet.

Banco multifuncional con inodoro y bidé (sin rebosadero) integrados, versión inodoro a la izquierda o a la derecha. Completo de mezclador para bidé con doble salida de agua, mando de descarga remoto, asiento ralentizado, tapa de madera Iroko maciza con cierre y apertura con fricción. Montaje mediante soporte metálico especial reversible para instalar empotrado en la pared, soporte metálico especial derecha/izquierda para instalar en paredes de Carton Yeso o pladur. A combinar con la cisterna de descarga Geberit "Unica +". Se puede combinar con el cajon-contenedor blanco.


Banc multifonction avec cuvette et bidet intégrés (sans trop-plein), version cuvette à gauche ou à droite. Avec mélangeur bidet à double débit, touche de chasse d'eau à déclenchement différé, abattant avec fermeture à frein, couvercle en bois massif Iroko avec frein de chute. Montage avec bâti support spécial réversible à preinstaller dans le mur ou bâti support spécial droit / gauche à pré-installer dans une cloison en placoplâtre, auquel associer la chasse d'eau Geberit "Unica +". En combinaison avec tiroir de rangement blanc.

Mehrfunktionelle Bank mit integriertem Wc und Bidet (ohne Überlauf), rechtsoder linkssitige Wc Version. inklusive Bidetmischer mit doppelter Spülung, WC remote Spültaste, Abziehbarer WC.Sitz mit Absenkautomat, mit Massivholz Iroko abgedeckt und kontrollierter Schliessung und Öffnung. Montage durch spezielle und reversible Halterung für Mauerwerk oder durch spezielle rechts links Halterung für Gipskarton, kombinierbar mit Spülkasten Geberit "Unica +". In Kombination mit weiss Schublade Behälter.

Многофункциональный стенд с вазой и биде без Переполение интегрированы версия банку осталось или вправо. В комплекте с биде смеситель с двойной подачи, слива кнопку пульт дистанционного управления сдерживается место, покрыть твердой древесины Iroko с открытием и закрытием потер. монтаж специальным кронштейном для обратных стен кладка, или со специальным кронштейном вправо / влево для стен гипсокартон, в соответствии с которым, и в соответствии с окном исчерпать Geberit "Unica +". Интегрируется с ящиком белый контейнер.



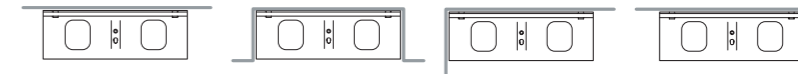
YXFW dx - rh



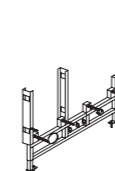
YXFX sx - lh

INSTALLAZIONE INSTALLATION

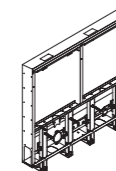
esempi di montaggio mounting examples



ACCESSORI ACCESSORIES



YXGZ staffa 120 per muratura 120 bracket for brick wall



YXSN staffa 120 per cartongesso 120 bracket for plasterboard wall



YXDW cassetta GEBERIT "Unica +" GEBERIT "Unica +" cistern



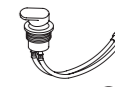
Y0Q3 sifone ribassato short trap



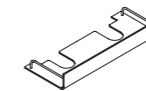
YXMN (BI-White) piletta a scarico libero free outlet drain siphon



YXBD pulsante di scarico remoto remote push button




YXB8 miscelatore bidet bidet mixer



YXH9 cassetto/contenitore 120 120 drawer

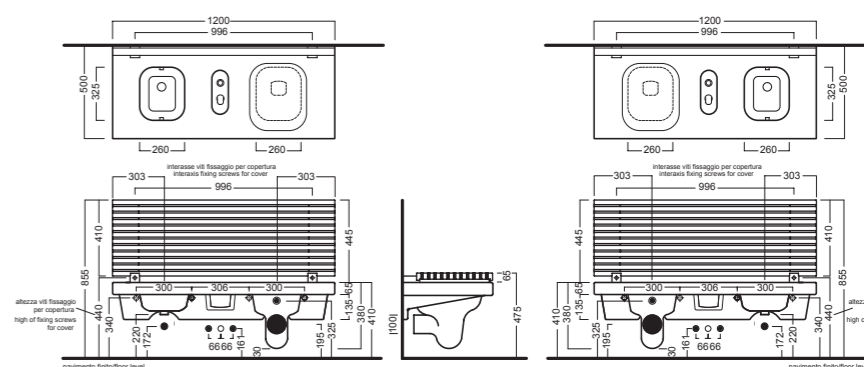


YXB3 sedile frenato soft close seat cover



YXG9 copertura 120 iroko 120 wood cover

DISEGNO TECNICO TECHNICAL DESIGN



hatria

171

G-FULL 140

BIANCO / NOCE / WENGÈ - WHITE / NUT / WENGÈ

1415x500

Panca plurifunzionale con vaso e bidet senza troppopieno integrati, versione vaso a sinistra o destra. Completa di miscelatore bidet con doppia erogazione, pulsante di scarico remoto, sedile frenato, copertura in composito laccato bianco o con finitura noce o wengè con chiusura e apertura frizionata. Montaggio tramite staffa speciale reversibile per pareti in muratura, o con staffa speciale dx/sx per pareti in cartongesso, alle quali è da abbinare la cassetta di scarico Geberit "Unica +". Integrabile con cassetto contenitore bianco.

Multipurpose bench with integrated toilet and bidet without overflow, left-hand or right-hand WC version. Bidet mixer with double flush, remote pushbutton, soft close seat cover, white lacquered composite or with nut or wenge furniture cover with clutch controlled opening and closing included. To install by special reversible built in bracket for brick wall, or with special right / left bracket for plasterboard wall, and to combine with Geberit "Unica +" cistern. It can be integrated with a white cabinet.

Banco multifuncional con inodoro y bidé (sin rebosadero) integrados, versión inodoro a la izquierda o a la derecha. Completo de mezclador para bidé con doble salida de agua, mando de descarga remoto, asiento ralentizado, tapa blanca, tapa de madera nogal o wengé con cierre y apertura con fricción. Montaje mediante soporte metálico especial reversible derecha/izquierda para instalar empotrado en la pared, soporte metálico especial derecha/izquierda para instalar en paredes de Carton Yeso o pladur. A combinar con la cisterna de descarga Geberit "Unica +". Se puede combinar con el cajón-contenedor blanco.

Banc multifonction avec cuvette et bidet intégrés (sans trop-plein), version cuvette à gauche ou à droite. Avec mélangeur bidet à double débit, touche de chasse d'eau à déclenchement différé, abattant avec fermeture à frein, couvercle blanc, en bois de noyer ou wengé avec frein de chute. Montage avec bâti support spécial réversible à préinstaller dans le mur ou bâti support spécial droit / gauche à pré-installer dans une cloison en placoplâtre, auquel associer la chasse d'eau Geberit "Unica +". En combinaison avec tiroir de rangement blanc.

Mehrfunktionelle Bank mit integriertem Wc und Bidet (ohne Überlauf), rechtsoder linksseitige Wc Version. inklusive Bidetmischer mit doppelter Spülung, WC remote Spültaste, Abziehbarer WC.Sitz mit Absenkautomat, Abdeckung weiß, Nussbaum oder Wenge mit kontrollierter Schliessung und Öffnung. Montage durch spezielle und reversible Halterung für Mauerwerk oder durch spezielle rechts links Halterung für Gipskarton, kombinierbar mit Spülkasten Geberit "Unica +". In Kombination mit weiss Schublade Behälter.

Многофункциональный стелд с вазой и биде без Переполение интегрированы версия банку слева или право. В комплект с биде смеситель с двойным питания, кнопка слива дистанционного сиденья обуздаты, охватывающих композиционный лаком белого или с грецким орехом или вене с открытия и закрытия ход. Монтажный кронштейн с помощью специальных Реверсивный для кладки стен, или с кронштейном специальная вправо / влево для гипскартонных стен, к которым, в соответствии с бачка Geberit "Unica +". Интегрируется с ящиком белый контейнер.



YXH0 dx - rh

YXVR92 dx - rh

YXVL91 dx - rh

YXH1 sx - lh

YXVS92 sx - lh

YXVM91 sx - lh

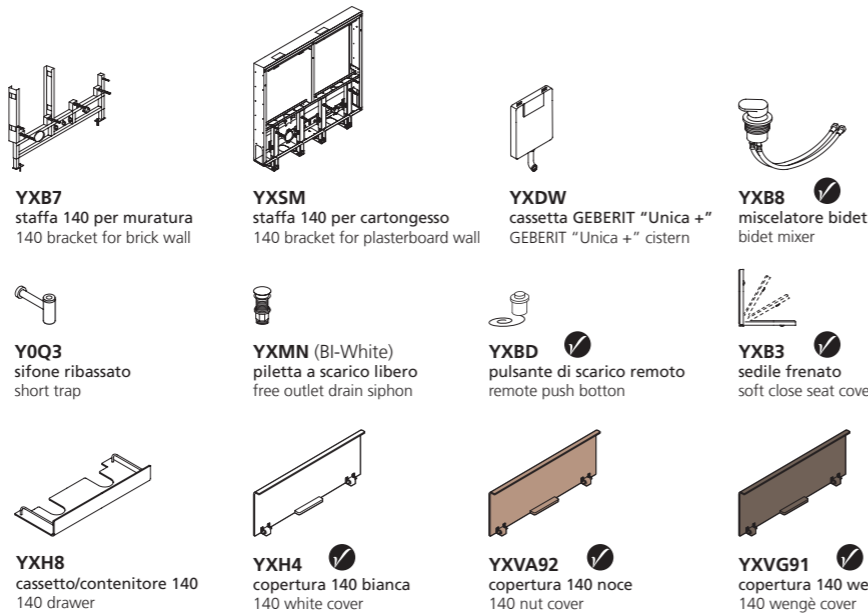
4,5 lt
hatria

INSTALLAZIONE INSTALLATION

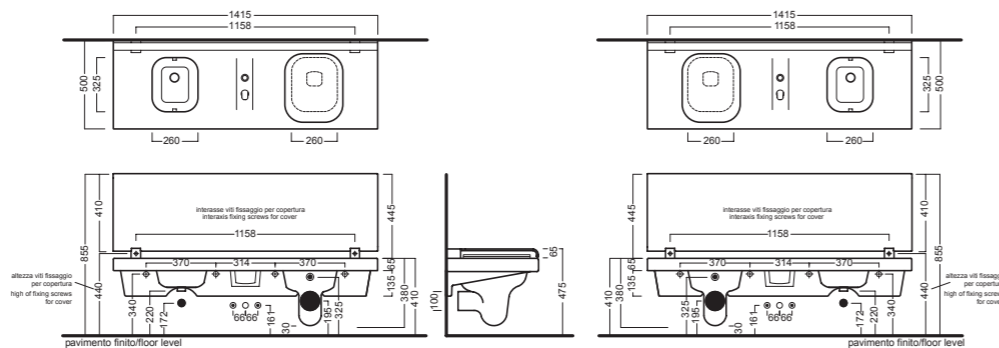
esempi di montaggio
mounting examples



ACCESSORI ACCESSORIES



DISEGNO TECNICO TECHNICAL DESIGN



hatria

172

G-FULL 120

BIANCO / NOCE / WENGÈ - WHITE / NUT / WENGÈ

1200x500

Panca plurifunzionale con vaso e bidet senza troppopieno integrati, versione vaso a sinistra o destra. Completa di miscelatore bidet con doppia erogazione, pulsante di scarico remoto, sedile frenato, copertura in composito laccato bianco o con finitura noce o wengè con chiusura e apertura frizionata. Montaggio tramite staffa speciale reversibile per pareti in muratura, o con staffa speciale dx/sx per pareti in cartongesso, alle quali è da abbinare la cassetta di scarico Geberit "Unica +". Integrabile con cassetto contenitore bianco.

Multipurpose bench with integrated toilet and bidet without overflow, left-hand or right-hand WC version. Bidet mixer with double flush, remote pushbutton, soft close seat cover, white lacquered composite or with nut or wenge furniture cover with clutch controlled opening and closing included. To install by special reversible built in bracket for brick wall, or with special right / left bracket for plasterboard wall, and to combine with Geberit "Unica +" cistern. It can be integrated with a white cabinet.

Banco multifuncional con inodoro y bidé (sin rebosadero) integrados, versión inodoro a la izquierda o a la derecha. Completo de mezclador para bidé con doble salida de agua, mando de descarga remoto, asiento ralentizado, tapa blanca, tapa de madera nogal o wengé con cierre y apertura con fricción. Montaje mediante soporte metálico especial reversible derecha/izquierda para instalar empotrado en la pared, soporte metálico especial derecha/izquierda para instalar en paredes de Carton Yeso o pladur. A combinar con la cisterna de descarga Geberit "Unica +". Se puede combinar con el cajón-contenedor blanco.

Banc multifonction avec cuvette et bidet intégrés (sans trop-plein), version cuvette à gauche ou à droite. Avec mélangeur bidet à double débit, touche de chasse d'eau à déclenchement différé, abattant avec fermeture à frein, couvercle blanc, en bois de noyer ou wengé avec frein de chute. Montage avec bâti support spécial réversible à préinstaller dans le mur ou bâti support spécial droit / gauche à pré-installer dans une cloison en placoplâtre, auquel associer la chasse d'eau Geberit "Unica +". En combinaison avec tiroir de rangement blanc.

Mehrfunktionelle Bank mit integriertem Wc und Bidet (ohne Überlauf), rechtsoder linksseitige Wc Version. inklusive Bidetmischer mit doppelter Spülung, WC remote Spültaste, Abziehbarer WC.Sitz mit Absenkautomat, Abdeckung weiß, Nussbaum oder Wenge mit kontrollierter Schliessung und Öffnung. Montage durch spezielle und reversible Halterung für Mauerwerk oder durch spezielle rechts links Halterung für Gipskarton, kombinierbar mit Spülkasten Geberit "Unica +". In Kombination mit weiss Schublade Behälter.

Многофункциональный стелд с вазой и биде без Переполение интегрированы версия банку слева или право. В комплект с биде смеситель с двойным питания, кнопка слива дистанционного сиденья обуздаты, охватывающих композиционный лаком белого или с грецким орехом или вене с открытия и закрытия ход. Монтажный кронштейн с помощью специальных Реверсивный для кладки стен, или с кронштейном специальная вправо / влево для гипскартонных стен, к которым, в соответствии с бачка Geberit "Unica +". Интегрируется с ящиком белый контейнер.



YXH2 dx - rh

YXVN92 dx - rh

YXVB91 dx - rh

YXH3 sx - lh

YXVP92 sx - lh

YXVJ91 sx - lh

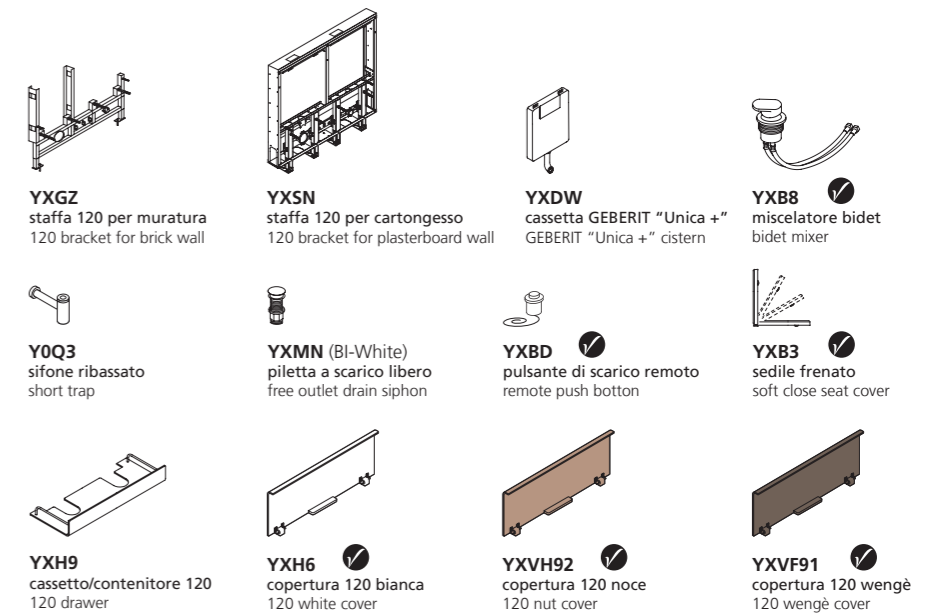
4,5 lt
hatria

INSTALLAZIONE INSTALLATION

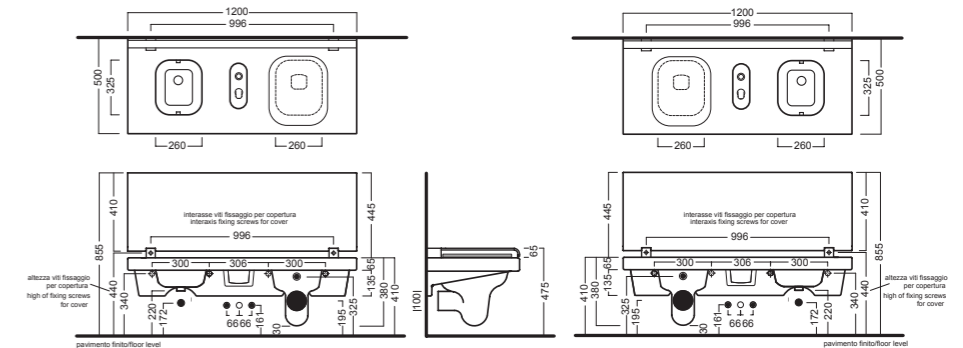
esempi di montaggio
mounting examples



ACCESSORI ACCESSORIES



DISEGNO TECNICO TECHNICAL DESIGN



hatria

173

G-FULL 120

SOLO VASO A DESTRA - WC RIGHT ONLY

1200x500

Panca plurifunzionale con vaso sospeso a destra integrato completo di pulsante di scarico remoto e sedile frenato. Montaggio tramite staffa speciale reversibile per pareti in muratura, o con staffa speciale dx/sx per pareti in cartongesso, alle quali e da abbinare la cassetta di scarico Geberit "Unica +". Disponibile senza copertura, con copertura in composito laccato bianco o con finitura noce o wenge, con sistema easywarm preinstallato. Integrabile con cassetto contenitore bianco.

Multipurpose bench with integrated wall hung wc right one piece. Remote pushbutton and thermosetting soft close seat cover. To install by special reversible built in bracket for brick wall, or with special right / left bracket for plasterboard wall, and to combine with Geberit "Unica +" cistern. Available without cover, with white lacquered composite cover, nut or wenge, or with easywarmR system preinstalled. It can be integrated with a white cabinet.

Banco multifuncional con inodoro suspendido a la derecha integrado, completo de mando de descarga remoto y asiento ralentizado. Montaje mediante soporte metálico especial reversible derecha/izquierda para instalar empotrado en la pared, soporte metálico especial derecha/izquierda para instalar en paredes de Carton Yeso o pladur. A combinar con la cisterna de descarga Geberit "Unica +". Disponible sin tapa, con tapa blanca, tapa de madera nogal o wengué, también con sistema easywarm preinstalado. Se puede combinar con el cajon-contenedor blanco.

Banc multifonction avec cuvette suspendue version à droite intégrée. Avec touche de chasse d'eau à déclenchement différé et abattant avec fermeture à frein. Montage avec bâti support spécial réversible à préinstaller dans le mur ou bâti support spécial droit / gauche à pré-installer dans une cloison en placoplâtre, auquel associer la chasse d'eau Geberit "Unica +". Disponible sans couvercle, avec couvercle blanc, en bois de noyer ou wengué, également avec système easywarm preinstallé. En combinaison avec tiroir de rangement blanc.

Mehrfunktionelle Bank mit integriertem Wand-Wc rechts inklusive remote Spültaste und Abziehbarer WC-Sitz mit Absenkautomat. Montage durch spezielle und reversible Halterung für Mauerwerk oder durch spezielle rechts links Halterung für Gipskarton, kombinierbar mit Spülkasten Geberit "Unica +". Keine Abdeckung verfügbar, mit Abdeckung weiß, Nussbaum oder Wenge mit kontrollierter Schliessung und Öffnung. Erhältlich auch mit vorinstalliertem easywarm System. In Kombination mit weiss Schublade Behälter

Многофункциональный скамья с настенных вправо завершить комплексную кнопку продувки пульт и провол заднее сиденье. Монтажный кронштейн с помощью специальных Реверсивный для кладки стен, или с кронштейном специальная вправо / влево для гипсокартонных стен, к которым, в соответствии с бачок Geberit "Unica +". Доступно без покрытия, с Покрытие из композитного лаком или белой отделкой, с системой easywarm предварительно установленной орех или венеж. Интегрируется с ящиком белый контейнер.

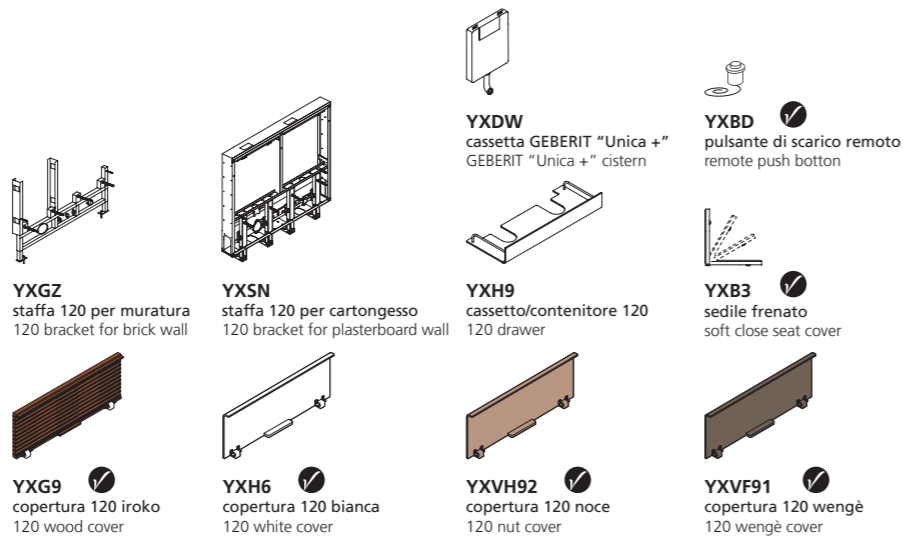


INSTALLAZIONE INSTALLATION

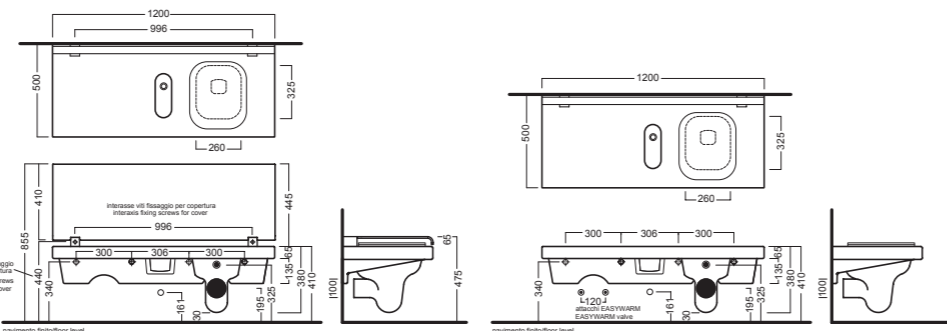
esempi di montaggio mounting examples



ACCESSORI ACCESSORIES



DISEGNO TECNICO TECHNICAL DESIGN



hatria

G-FULL 120

WC + LAVABO PILOZZO - WC + SINK

1200x500

Panca plurifunzionale con vaso sospeso a sinistra o a destra e pilozzo integrati, completa di pulsante di scarico remoto e sedile frenato. Montaggio tramite staffa speciale reversibile per pareti in muratura, o con staffa speciale dx/sx per pareti in cartongesso, alle quali e da abbinare la cassetta di scarico Geberit "Unica +". Integrabile con cassetto contenitore bianco.

Multipurpose bench with wall hung wc left or right and sink one piece integrated. Remote pushbutton and thermosetting soft close seat cover. To install by special reversible built in bracket for brick wall, or with special right / left bracket for plasterboard wall, and to combine with Geberit "Unica +" cistern. It can be integrated with a white cabinet.

Banco multifuncional con inodoro suspendido a la izquierda o a la derecha y pila integrados, completo de pulsante de descarga remoto y asiento ralentizado con desenganche rapido. Montaje mediante soporte metálico especial reversible derecha/izquierda para instalar empotrado en la pared, soporte metálico especial derecha/izquierda para instalar en paredes de Carton Yeso o pladur. A combinar con la cisterna de descarga Geberit "Unica +".

Banc multifonction avec cuvette suspendue version à gauche ou à droite et petit lavemains intégrés avec touche de chasse d'eau à déclenchement différé et abattant avec fermeture à frein. Montage avec bâti support spécial réversible à préinstaller dans le mur ou bâti support spécial droit / gauche à pré-installer dans une cloison en placoplâtre, auquel associer la chasse d'eau Geberit "Unica +".

Mehrfunktionelle Bank mit integriertem Wand-Wc links oder rechtsseitig und Abwaschbecken inklusive remote Spültaste und Abziehbarer WC-Sitz mit Absenkautomat. Montage durch spezielle und reversible Halterung für Mauerwerk oder durch spezielle rechts links Halterung für Gipskarton, kombinierbar mit Spülkasten Geberit "Unica +".

Многофункциональный скамья с настенных влево или Право и pilozzo интегрированы, полный кнопки дистанционного слива и место обуздать. Редактирование Специальный обратимым кронштейн для кладки стен, или с специального кронштейна вправо / влево для гипсокартонных стен, в соответствии с которм, и в соответствии с бачка Geberit "Unica +". Интегрируется с ящиком белый контейнер.

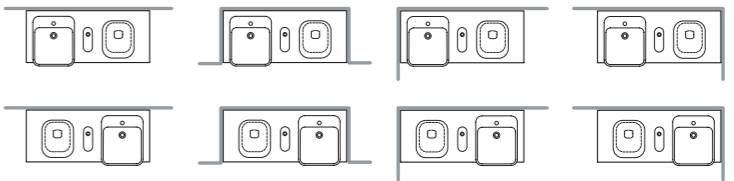


YXJW dx - rh

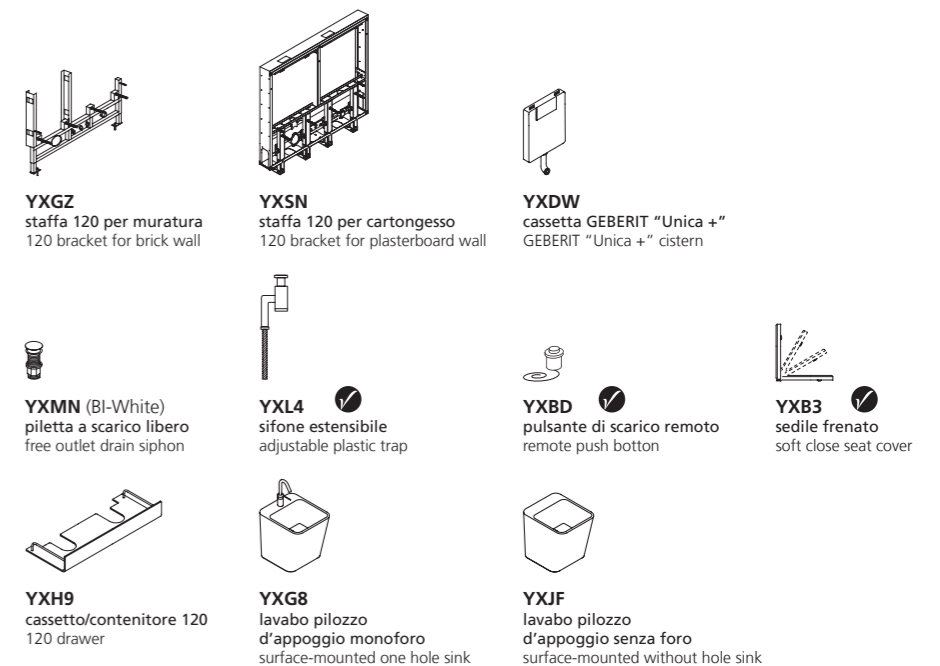
YXJX sx - lh

INSTALLAZIONE INSTALLATION

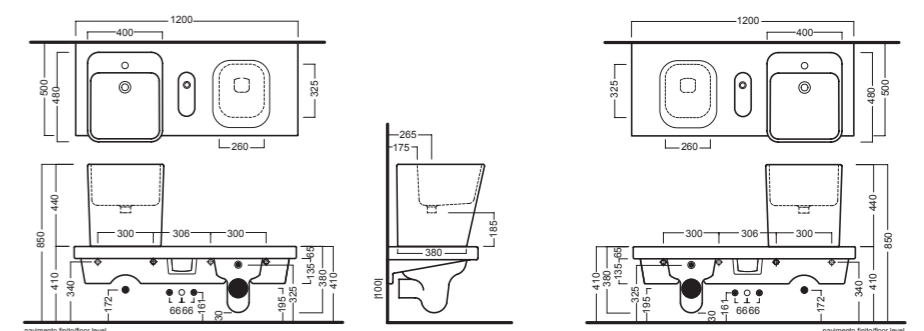
esempi di montaggio mounting examples



ACCESSORI ACCESSORIES



DISEGNO TECNICO TECHNICAL DESIGN



hatria

G-FULL

LAVABO PILOZZO - SINK

480x400x440h

Pilozzo 400x480 nelle versioni sospeso a muro o per appoggio su piano. Senza troppopieno.


400x480 sink that can be wall-hung or surface-mounted. Without over-flow.

Abwaschbecken 400 x 480 wandhängend oder aufliegend. Ohne Überlauf.

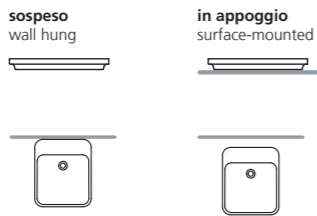
Lavabo 400x480 dans les versions suspendu au mur ou sur plan de toilette. Sans trop-plein.

Pila de 400x480 en las versiones suspendida en la pared o apoyada sobre encimera. Sin rebosadero.

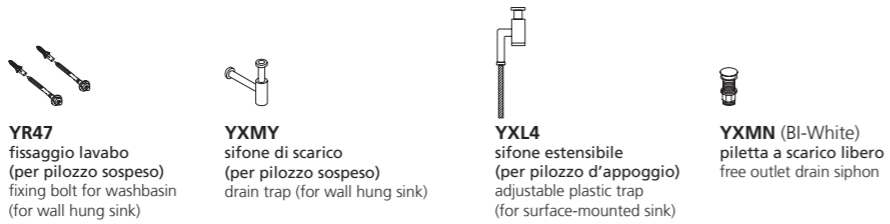
Сточная труба 400x480 подвесная в стену или в пол. Без перелива.



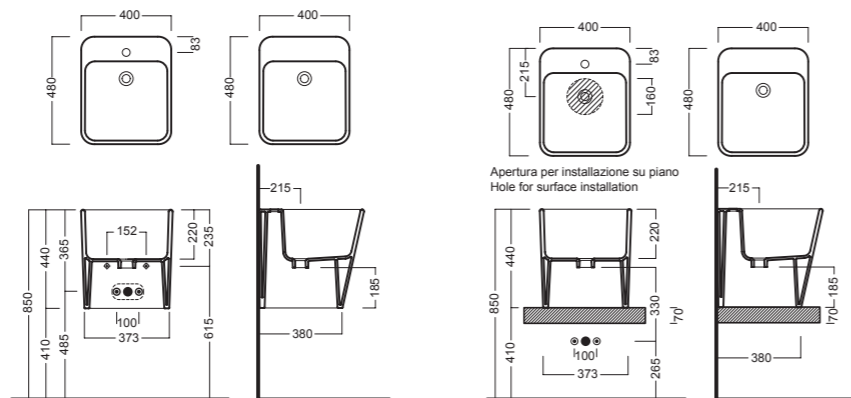
INSTALLAZIONE INSTALLATION



ACCESSORI ACCESSORIES



DISEGNO TECNICO TECHNICAL DESIGN



G-FULL

PANCA AD L - L BENCH

1400/1200/1000x500

Panca-L in composito laccato bianco, completa di supporto gamba verticale e staffa di sostegno. Può essere montata a destra o a sinistra dei G-Full, con l'aggiunta di una seconda gamba si realizza la versione freestanding.


White composite material L-bench. Including one single leg (lh/rh) and the support. Can be combined with all G-Full 140 and 120 cm. To have the freestanding version add a second single leg (lh/rh).

Banco con forma de L, de material conglomerado laqueado blanco, completa de soporte para pie vertical y estribo de apoyo. Puede ser montado a la derecha o a la izquierda del G-Full. Agregando un segundo pie se realiza la versión independiente.

Banc en "L" en composite laqué blanc, avec pied verticale et étrier. Il peut être monté à droite ou à gauche du G-Full. Avec un deuxième pied, on peut réaliser la version freestanding.

Bank in L-Form in weiss lackiertem Sperrholz, inklusive senkrechte Stütze und Halterung. Kann rechts- oder linksseitig des G-Fulls montiert werden. Zur Verwirklichung der freestanding Version ein zweites Bein montieren.

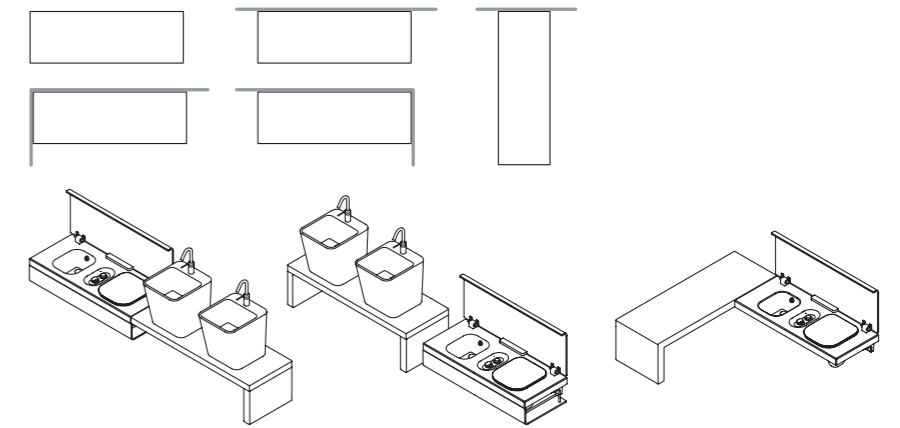
L-образная скамья из лакированного белого композита, укомплектована держателем вертикальной опоры и опорным кронштейном. Может устанавливаться справа или слева от G-Full. При добавлении второй опоры скамья может стоять отдельно.



YXHA (140) YXHB (120) YXHC (100)

INSTALLAZIONE INSTALLATION

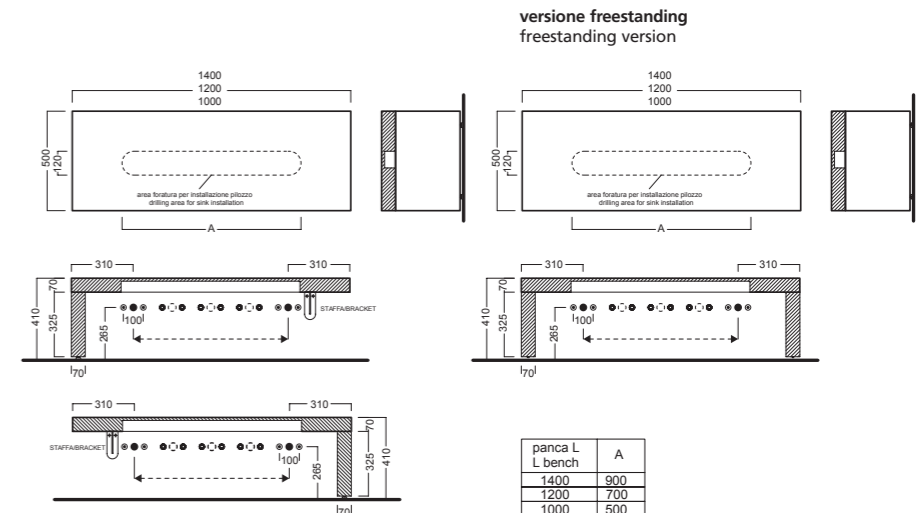
esempi di montaggio
mounting examples



ACCESSORI ACCESSORIES



DISEGNO TECNICO TECHNICAL DESIGN



G-FULL 140-120




LEGNO MASSELLO IROKO TRATTATO IN SUPERFICIE CON IDROREPELENTE
IROKO SOLID WOOD SURFACE TREATED WITH WATERPROOF SEALANT



COMPOSITO LIGNEO LACCATO BIANCO
WHITE LACQUERED WOOD COMPOSITE



COMPOSITO LAMINATO NOCE
NUT WOOD COMPOSITE



COMPOSITO LAMINATO WENGÈ
WENGÈ WOOD COMPOSITE



VERSIONE VASO DX 120-140



RH TOILET PAN VERSION 120-140



VERSIONE VASO SX 120-140



LH TOILET PAN VERSION 120-140



DOPPIA EROGAZIONE BIDET

TWIN BIDET WATER DELIVERY NOZZLES



FLUSSO D'ACQUA REGOLABILE

ADJUSTABLE WATER FLOW



EROGATORI SNODATI

ADJUSTABLE NOZZLES



COMANDO MISCELATORE

MIXER CONTROL LEVER



PULSANTE DI SCARICO

FLUSH BUTTON



INSTALLAZIONE FACILE CASSETTO

EASY CISTERN INSTALLATION



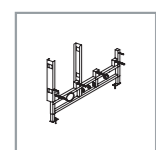
CASSETTO CONTENITORE 120 DX/SX UNIVERSALE

UNIVERSAL R/L 120 CABINET

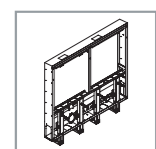


CHIUSURA PANCA CON CERNIERE FRIZIONATE

CLUTCH CONTROLLED BENCH CLOSURE



STAFFA SPECIALE REVERSIBILE INCASSO PER PARETI IN MURATURA
SPECIAL REVERSIBLE BUILT IN BRACKET BRICK WALL



STAFFA SPECIALE DX / SX PER PARETI IN CARTONGESSO
SPECIAL RIGHT / LEFT BRACKET FOR PLASTERBOARD WALL



VASO SCARICO UTILE 4,5 LT
WC, EFFECTIVE FLUSH 4.5 LT



SEDILE FRENATO
SOFT CLOSE SEAT COVER

hatria

G-FULL 120

SPECIAL EDITION




VERSIONE MONOFORO O SENZA FORO



ONE-HOLE OR HOLE-LESS VERSION



VERSIONE VASO DX/SX
RH/LH TOILET PAN VERSION




LEGNO MASSELLO IROKO TRATTATO IN SUPERFICIE CON IDROREPELENTE
IROKO SOLID WOOD SURFACE TREATED WITH WATERPROOF SEALANT



COMPOSITO LIGNEO LACCATO BIANCO
WHITE LACQUERED WOOD COMPOSITE



COMPOSITO LAMINATO NOCE
NUT WOOD COMPOSITE

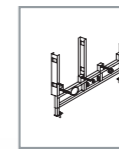


COMPOSITO LAMINATO WENGÈ
WENGÈ WOOD COMPOSITE

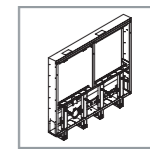


SISTEMA EASYWARM® (A RICHIESTA)

EASYWARM® SYSTEM (UPON REQUEST)



STAFFA SPECIALE REVERSIBILE INCASSO PER PARETI IN MURATURA
SPECIAL REVERSIBLE BUILT IN BRACKET BRICK WALL



STAFFA SPECIALE DX / SX PER PARETI IN CARTONGESSO
SPECIAL RIGHT / LEFT BRACKET FOR PLASTERBOARD WALL



SEDILE FRENATO
SOFT CLOSE SEAT COVER



VASO SCARICO UTILE 4,5 LT
WC, EFFECTIVE FLUSH 4.5 LT



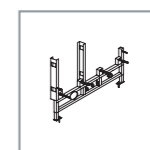
CASSETTO CONTENITORE 120 DX/SX UNIVERSALE

UNIVERSAL R/L 120 CABINET

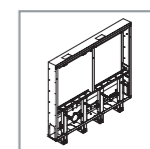


INSTALLAZIONE FACILE CASSETTO

EASY CISTERN INSTALLATION



STAFFA SPECIALE REVERSIBILE INCASSO PER PARETI IN MURATURA
SPECIAL REVERSIBLE BUILT IN BRACKET BRICK WALL



STAFFA SPECIALE DX / SX PER PARETI IN CARTONGESSO
SPECIAL RIGHT / LEFT BRACKET FOR PLASTERBOARD WALL



SEDILE FRENATO
SOFT CLOSE SEAT COVER



VASO SCARICO UTILE 4,5 LT
WC, EFFECTIVE FLUSH 4.5 LT



PULSANTE DI SCARICO
FLUSH BUTTON

hatria

ABITO 100

1000x555

Lavabo da 100 cm sospeso a muro. Disponibile in tre versioni, senza fori, monoforo (predisposizione triforo) oppure con 2 fori rubinetteria laterali. Con troppopieno.

Washbasin 100 cm to be installed suspended on the wall. Available in three versions, without holes, one hole (predisposed three holes) or with 2 faucet holes. With overflow.

Washbecken 100 cm, wandhängend. Erhältlich in drei Ausführungen: ohne Hahnloch, mit 1 Hahnloch (3 Hahnlöcher vorgestochen) oder mit 2 Hahnlöchern seitlich. Mit Überlauf.

Lavabo suspendu 100 cm. Disponible en trois versions : sans trou, monotrou (trois trous possibles) ou 2 trous latéraux pour robinetterie. Avec trop-plein.

Lavabo de 100 cm suspendido con fijación en la pared. Disponible en tres versiones: sin orificios, con un solo orificio (con predisposición para tres) o bien con dos orificios laterales para la grifería. Con agujero de rebose.


Настенная навесная раковина дл. 100 см. Три варианта в ассортименте: без отверстий, с одним отверстием (и подготовкой для трех отверстий) или с 2 боковыми отверстиями под краны. С переливом.



- YXX9
- YXXH
- YXXJ

INSTALLAZIONE INSTALLATION

sospeso
wall hung



ACCESSORI ACCESSORIES



YR47
fissaggio lavabo
fixing bolt for washbasin

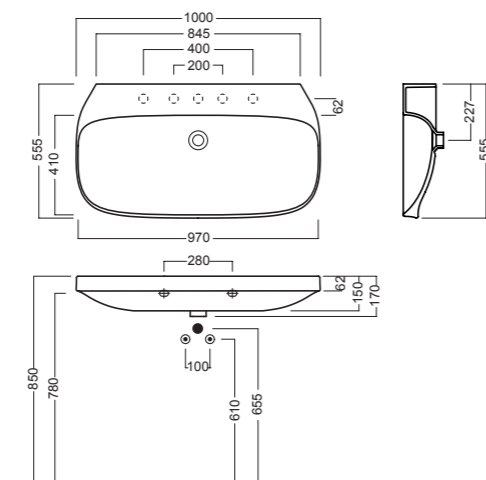


Y0Q3
sifone ribassato
short trap



YXMQ (BI-White)
piletta con tappo "Up & Down"
drain siphon with "Up & Down" cap

DISEGNO TECNICO TECHNICAL DESIGN



hatria

180

ABITO 58

580x450

Lavabo da 58 cm da installare in appoggio su piano o mobile. Senza fori rubinetteria sul lavabo. Senza troppopieno.

58 cm surface-mounted washbasin. Without faucet hole on the washbasin. Without overflow.

Washbecken 58 cm, zum Aufsatz auf Platte oder Unterschrank. Ohne Armaturbohrungen. Ohne Überlauf.

Lavabo 58 cm à poser sur plan de toilette ou sur meuble. Sans trou pour robinetterie. Sans trop-plein.

Lavabo de 58 cm que instalar apoyado en una encimera o mueble. Sin orificios para la grifería en el lavabo. Sin agujero de rebose.

Раковина длиной 58 см для настольной установки на столешницу или тумбу. Без отверстий под краны на раковине. Без перелива.



- YXXA
- YXZY18
- YXZZ16
- YXZXB4

INSTALLAZIONE INSTALLATION

in appoggio
surface mounted



ACCESSORI ACCESSORIES

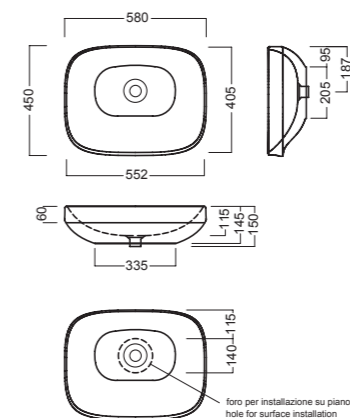


Y0Q3
sifone ribassato
short trap



YXMN (BI-White)
piletta a scarico libero
free outlet drain siphon

DISEGNO TECNICO TECHNICAL DESIGN



- BIANCO
WHITE
- VERDE NOTTE
NIGHT GREEN
- ROSA ANTICO
OLD ROSE
- NERO
BLACK

hatria

181

ABITO

355x560

Vaso sospeso

Vaso sospeso completo di fissaggio speciale nascosto. Da installare con staffa universale per sospesi. Da completare con sedile frenato a sgancio rapido e con carena universale in ceramica nelle differenti versioni.

Wall hung wc

Wall hung wc with special hidden fixing included. To be install with wall hung universal bracket. To be matched with soft close - take off seat cover and with universal ceramic fairing available in different versions.

WC wandhängend

WC wandhängend mit Befestigungssatz zur verdeckten Befestigung. Zur wandhängenden Montage mit Universalbefestigungssatz. Dazu passend Sitz mit Quick Release und Softclosing Funktion sowie Universalverkleidung aus Keramik in verschiedenen Ausführungen.

Cuvette suspendue

Cuvette suspendue avec fixation cachée. À poser avec bâti-support universel pour bidets suspendus. À compléter avec abattant frein de chute à démontage rapide et avec carénage universel en céramique (différentes versions).

Inodoro suspendido

Inodoro suspendido dotado de fijación especial oculta. Debe instalarse con abrazadera universal para elementos suspendidos. Debe completarse con un asiento frenado de desenganche rápido y con una carena universal de cerámica en las distintas versiones.

Навесной унитаз

Навесной унитаз со специальным скрытым креплением в комплекте. Устанавливается при помощи универсальной кронштейна для навесной сантехники. Должен комплектоваться сиденьем с механизмом плавного закрывания и быстро отсоединяющимися петлями, а также универсальным наружным керамическим корпусом, выполняющимся в разных вариантах.

Bidet sospeso monoforo

Bidet sospeso completo di fissaggio speciale nascosto. Da installare con staffa universale per sospesi. Da completare con carena universale in ceramica nelle differenti versioni.

One hole wall hung bidet

Wall hung bidet with special hidden fixing included. To be install with wall hung universal bracket. To be matched with universal ceramic fairing available in different versions.

Bidet wandhängend mit 1 Armaturbohrung

Bidet wandhängend mit Befestigungssatz zur verdeckten Befestigung. Zur wandhängenden Montage mit Universalbefestigungssatz. Dazu passend Universalverkleidung aus Keramik in verschiedenen Ausführungen.

Bidet suspendu monotrou

Bidet suspendu avec fixation cachée. À poser avec bâti-support universel pour bidets suspendus. À compléter avec carénage universel en céramique (différentes versions).

Bidet suspendido de un solo orificio

Bidet suspendido dotado de fijación especial oculta. Debe instalarse con abrazadera universal para elementos suspendidos. Debe completarse con una carena universal de cerámica en las distintas versiones.

Навесное биде с одним отверстием

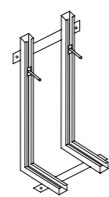
Навесное биде со специальным скрытым креплением в комплекте. Устанавливается при помощи универсальной кронштейна для навесной сантехники. Должно комплектоваться универсальным наружным керамическим корпусом, выполняющимся в разных вариантах.



WC YXX6

YXX7

ACCESSORI ACCESSORIES



Y012
staffa universale per sospesi
universal wall hung bracket



YXM0
fissaggio speciale dal basso (L 140)
special fixing from the bottom (L 140)



YXMQ (Bl-White)
piletta con tappo "Up & Down"
drain siphon with "Up & Down" cap



YXXF
sedile frenato
soft close seat cover

CARENA FAIRING

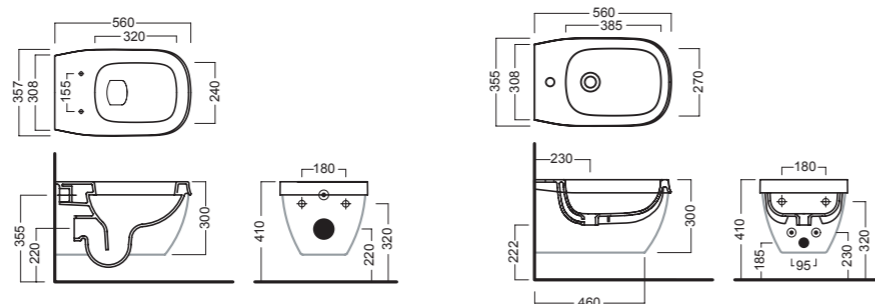


YXX8
BIANCO
WHITE




YXXB
fissaggio speciale per carena
special fixing for fairing

DISEGNO TECNICO TECHNICAL DESIGN



ABITO



SOFT
CLOSE
TAKE
OFF
EASY
CLEAN

YXXF

SEDILE FRENATO A
SGANCIO RAPIDO

SOFT CLOSE - TAKE OFF
SEAT COVER

INVISIBLE
FIXING

YXM0

FISSAGGIO SPECIALE
NASCOSTO

SPECIAL HIDDEN
FIXING



EASY
INSTALL

YXXB

FISSAGGIO UNIVERSALE
PER CARENA

UNIVERSAL FIXING
FOR FAIRING



VITE LUNGA L 10 CM
PER BIDET
LONG SCREW FOR BIDET
L 10 CM

VITE CORTA L 5 CM
PER VASO
SHORT SCREW FOR WC
L 5 CM

GUARNIZIONE
ADESIVA

ADHESIVE
GASKET



YXX8
BIANCO
WHITE



YXZV88
VERDE NOTTE
NIGHT GREEN



YXZU51
ROSA ANTICO
OLD ROSE



YXZT60
NERO
BLACK



YXZS19
NERO
BLACK
RIGHE ORO



YXXK13
INCROCIO
BIANCO



YXXL14
ONDE
GRIGIO



YXXM15
RIGHE
ORO

WIDE
CHOICE
CARENA UNIVERSALE
IN CERAMICA PER
VASO E BIDET
UNIVERSAL CERAMIC
FAIRING FOR WC
AND BIDET



SCULTURE 110

1100x585

Lavabo integrale sospeso a muro, completo di fissaggi. Integrabile con colonna o semicolonna. Installabile anche in appoggio su piano.

Full wall-hung washbasin, complete with fixing elements. Can be combined with full column or siphon cover. Can be surface-mounted.

Integrales Waschbecken wandhängend, inklusive Halterungen. Ergänztbar mit Säule oder Halbsäule. Auch aufliegend montierbar.

Lavabo intégral suspendu au mur, avec kit de fixation. Intégrable avec colonne ou demi-colonne. Installable aussi avec bord de vasque apparent sur plan de toilette.

Lavabo integral suspendido en la pared, completo de sistema de fijación. Integrable con columna o semicolumna. Se puede instalar también apoyado sobre una encimera.

Подвесной настенный умывальник с одним отверстием в комплекте с крепежом. Может быть дополнен керамическим пьедесталом или полупьедесталом. Возможна также накладная установка.



YR38

INSTALLAZIONE INSTALLATION

sospeso
wall hung



in appoggio
surface-mounted



ACCESSORI ACCESSORIES



YR47
fissaggio lavabo
fixing bolt for washbasin



YXMY
sifone di scarico
drain trap



YXMQ (BI-White)
YXMR (CR-Chrome)
piletta con tappo "Up & Down"
drain siphon with "Up & Down" cap



YR40
semicolonna
siphon cover

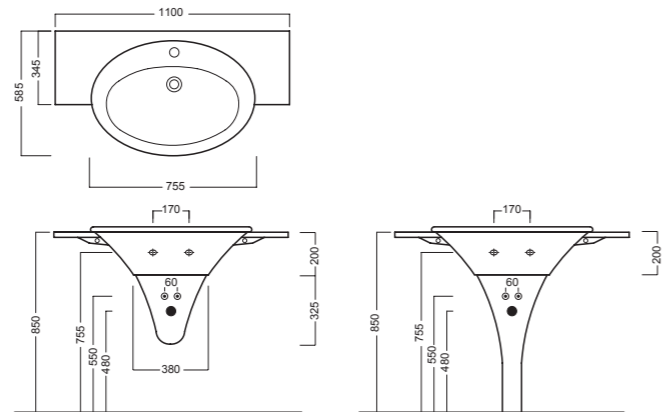


Y0AK
fissaggio semicolonna
fixing bolt for siphon cover



YR39
colonna
pedestal

DISEGNO TECNICO TECHNICAL DESIGN



hatria

184

SCULTURE 77 - 65

770x585
650x585

Lavabi sospesi a muro, completi di fissaggi. Integrabili con colonna o semicolonna. Installabili anche in appoggio su piano.

Full wall-hung washbasins, complete with fixing elements. Can be combined with full column or siphon cover. Can be surface-mounted.

Integrales Waschbecken wandhängend, inklusive Halterungen. Ergänztbar mit Säule oder Halbsäule. Auch aufliegend montierbar.

Lavabos intégral suspendu au mur, avec kit de fixation. Intégrables avec colonne ou demi-colonne. Installables aussi avec bord de vasque apparent sur plan de toilette.

Lavabos integral suspendidos en la pared, completo de sistema de fijación. Integrables con columna o semicolumna. Se puede instalar también apoyado sobre una encimera.

Подвесной настенный умывальник с одним отверстием в комплекте с крепежом. Может быть дополнен керамическим пьедесталом или полупьедесталом. Возможна также накладная установка.



YR37



Y0LZ

INSTALLAZIONE INSTALLATION

sospeso
wall hung



in appoggio
surface-mounted



ACCESSORI ACCESSORIES



YR47
fissaggio lavabo
fixing bolt for washbasin



YXMY
sifone di scarico
drain trap



YXMQ (BI-White)
YXMR (CR-Chrome)
piletta con tappo "Up & Down"
drain siphon with "Up & Down" cap



YR40
semicolonna
siphon cover

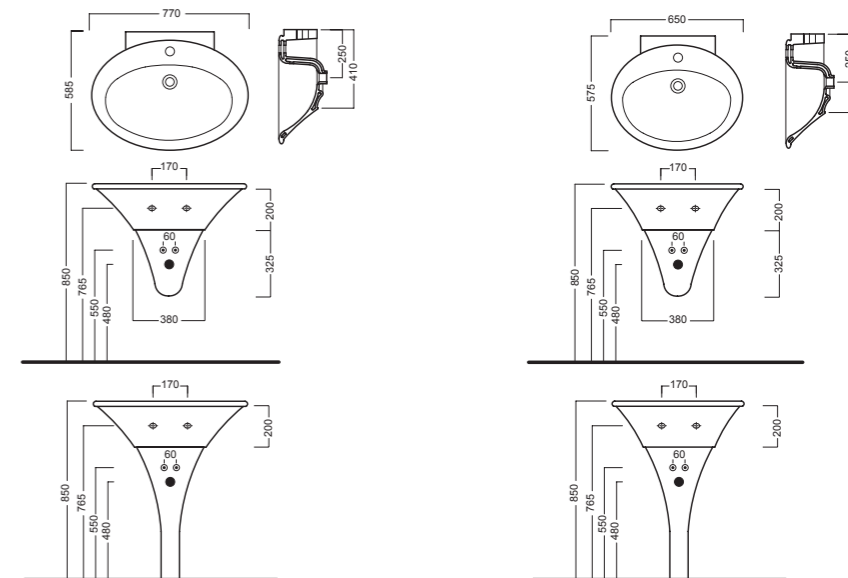


Y0AK
fissaggio semicolonna
fixing bolt for siphon cover



YR39
colonna
pedestal

DISEGNO TECNICO TECHNICAL DESIGN



hatria

185

SCULTURE EVENTO 65

650x840

Lavabo da centro stanza 65 cm scarico a terra o a parete, senza foro rubinetteria e troppopieno. Piletta speciale bianca a scarico libero. Sifone speciale estensibile scarico a terra e fissaggio speciale inclusi. Sifone estetico estensibile con prolunga per scarico a parete da ordinare separatamente.

Floor or wall outlet freestanding 65 cm washbasin, without faucet hole and overflow. Special free outlet drain siphon with white cap. Special and adjustable plastic trap for floor outlet and special fixing included. Special aesthetic adjustable trap with extension wall pipe for wall outlet to be ordered separately.

Freistehendes Waschbecken 65 cm. Ablauf am Boden oder an der Wand, ohne Hahnloch und Überlauf. Besonderer Ausfluss mit freiem Ablauf. Besonderer verlängerbarer Siphon inkl. Bodenablauf und speziellen Befestigungen. Ästhetischer verlängerbarer Siphon mit Verlängerung für Ablauf. Wandablauf muss separat bestellt werden.

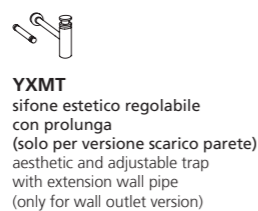
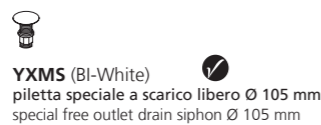
Lavabo 65 cm centre pièce. Sans trous pour robinetterie et sans trop plein. Siphon spécial extensible pour sortie verticale et fixations inclus. Siphon esthétique extensible pour sortie horizontale à commander séparément.

Lavabo para centro del cuarto de baño 65 cm desagüe en el suelo o pared, sin orificio para grifería ni rebosadero. Desagüe especial blanco con descarga libre. Sifón especial extensible desagüe en el suelo y fijación especial incluidos. Sifón estético extensible con prolongación para desagüe, desagüe de pared a pedir por separado.

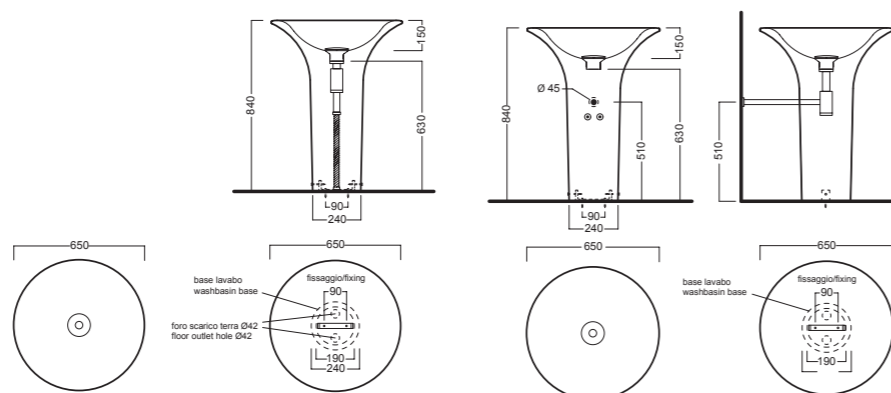
Умывальник для установки в центре помещения, 65 см, слив в пол или в стену, без отверстия для смесителя и перелива. Специальная хозяйственная раковина белого цвета со свободным сливом. Специальный раздвижной сифон, слив в пол и специальный крепеж включены в комплект. Раздвижной сифон в эстетическом исполнении с удлинителем для слива в стену, который заказывается отдельно.



ACCESSORI ACCESSORIES



DISEGNO TECNICO TECHNICAL DESIGN



* AD ESAURIMENTO

hatria

186

SCULTURE

400x600

Vaso sospeso
Installazione con staffa universale per sospesi. Completo di coprifissaggi in ceramica. Integrabile con sedile frenato o non frenato.

Wall hung wc
Mounted using universal bracket for wall-hung elements. Complete with ceramic fixing covers. Can be combined with soft-close or standard seat cover.

Hänge-Wc
Montage mit universeller Wandhalterung. Inklusive Halterungsabdeckungen in Keramik. Kann mit einem gebremsten oder nicht gebremsten Sitz ergänzt werden.

Cuvette suspendu
Installation avec étrier universel pour éléments suspendus. Avec cache pour fixations en céramique. A intégrer au abattant avec système frein de chute abattant au sans.

Inodoro suspendido
Instalación con estribo universal para artefactos suspendidos. Completo de cubre sistema de fijación de cerámica. Integrable con asiento con caída amortiguada o no amortiguada.

Подвесной унитаз
Установка с универсальным кронштейном для подвесной сантехники. В комплекте с керамическими крепежными накладками. Может быть укомплектована сиденьем с системой плавного закрывания крышки или с обычной крышкой.

Bidet sospeso monoforo
Installazione con staffa universale per sospesi. Completo di coprifissaggi in ceramica.

One hole wall hung bidet
Mounted using universal bracket for wall-hung elements. Complete with ceramic fixing covers.

Einlochbidet wandhängend
Zur Montage mit universeller Wand-Halterung. Inklusive Halterungsabdeckungen in Keramik.

Bidet suspendu à un trou
Installation avec étrier universel pour éléments suspendus. Avec cache pour fixations en céramique.

Bidè suspendido de un orificio
Instalación con estribo universal para artefactos suspendidos. Completo de cubre sistema de fijación de cerámica.

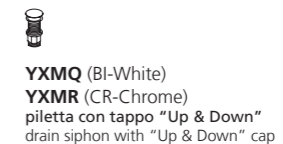
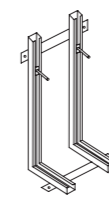
Подвесное биде с одним отверстием
Установка с универсальным кронштейном для подвесной сантехники. В комплекте с керамическими крепежными накладками.



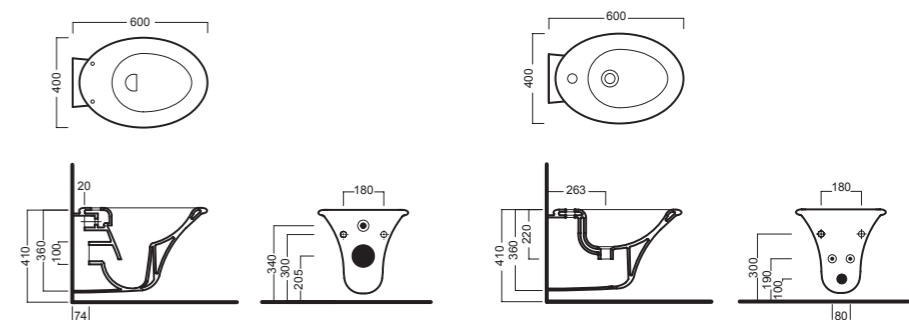
WC **YXKN**

YOBF

ACCESSORI ACCESSORIES



DISEGNO TECNICO TECHNICAL DESIGN



hatria

187

SCULTURE

400x600

Vaso scarico universale filo muro

Vaso scarico universale completo di curva tecnica di scarico e fissaggio. Installazione a filo muro. Integrabile con sedile frenato o non frenato.

Back to wall wc with universal outlet

WC with universal outlet, complete with U-bend and fixing elements. Back-to-wall installation. Can be combined with soft-close or standard seat.

WC mit Universal Abgang zur Wand-Montage

Tiefspüler mit Universal Abgang, komplett mit technischer Ablauf-Kurve und Halterung. Zur Wandmontage. Kann mit einem gebremsten oder nicht gebremsten Sitz ergänzt werden.

Cuvette vidange universelle ras du mur

Cuvette vidange universelle avec tuyau coudé de vidange et fixation. Installation au ras du mur. A intégrer au abattant avec système frein de chute abattant au sans.

Inodoro con descarga universal contra la pared

Inodoro con descarga universal completo de curva técnica de descarga y sistema de fijación. Integrable con asiento con caída amortiguada o no amortiguada.

Унитаз с универсальным сливом

Унитаз с универсальным сливом, в комплекте с сливным коленом и крепежом. Может быть укомплектована сиденьем с системой плавного закрывания крышки или с обычной крышкой.

Bidet monoforo filo muro

Bidet completo di fissaggi per installazione a filo muro.

Back-to-wall one hole bidet

Back-to-wall bidet, complete with fixing elements.

Einlochbidet

Bidet inklusive Halterungen zur Wandmontage.

Bidet à un trou au ras du mur

Bidet avec kit de fixation pour installation au ras du mur.

Bidé de un orificio contra la pared

Bidé completo de sistema de fijación para instalación contra la pared.

Биде с одним отверстием

Биде в комплекте с крепежом для пристенной установки.



WC YXZ3

YR42

ACCESSORI ACCESSORIES



Y0IQ
fissaggio orizzontale
horizontal fixing bolt



YH17
curva tecnica
PVC "s" trap converter



YP64
raccordo scarico parete
PVC wall connection outlet



YXMQ (BI-White)
YXMR (CR-Chrome)
piletta con tappo "Up & Down"
drain siphon with "Up & Down" cap

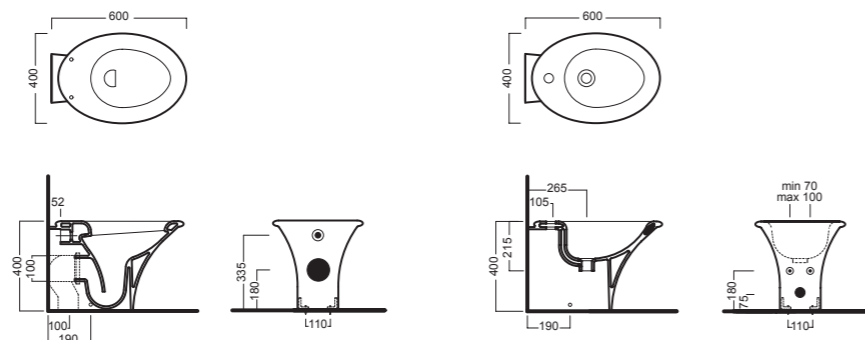


YXXX
sedile frenato
soft close seat cover



Y015
sedile
seat cover

DISEGNO TECNICO TECHNICAL DESIGN



hatria

188

SCULTURE

420x720x820

Vaso monoblocco con cassetta

Vaso monoblocco scarico universale per installazione a filo muro. Con cassette doppio scarico 3/6 litri entrata acqua laterale alta, bassa oppure posteriore, completo di curva tecnica di scarico e fissaggio. Da integrare con sedile frenato o non frenato.

Coupled WC with cistern

One-piece universal outlet WC for back-to-wall installation. Can be combined with soft-close or standard seat cover. "S" trap convertor and fixing element included. To be combined with cisterns with side top/bottom or back inlet system.

Kompaktes Klosett mit Spülkasten

Monoblock-Wc mit Universal Abgang zur Wand-Montage. Komplett mit technischen Biege Abgas- und Befestigungs. Ergänzt mit soft close Sitz oder normalem Sitz, mit Spülkasten mit Wassereingang seitlich, hoch, niedrig oder rückwärtig.

Cuvette monobloc avec chasses d'eau

Cuvette monobloc a vidange universelle pour installation au ras du mur. Complete "s" raccord pour sortie au sol et la fixation. Integrable au abattant avec système frein de chute abattant ou sans. A intégrer aux chasses d'eau avec arrivée d'eau laterale haute, basse ou posterieure.

Inodoro monobloque con cisterna

Inodoro monobloque con descarga universal para instalar contra la pared. Manguito conexión (S-trap) y fijación incluido. Integrable con asiento frenado o no. A integrar con cisternas de entrada de agua lateral alta, baja o bien, posterior.

Моноблочный унитаз с Бачок

Моноблочный унитаз с универсальным сливом для пристенной установки. В комплекте с технической изгиба выхлопных газов и крепления. Может комбинироваться с сиденьем с механизмом плавного опускания или без него. Должен быть дополнен смывным бачком с боковым верхним, нижним или задним подводом воды.



WC YXZ4

3/6 L Y0FQ

3/6 L Y0FS

3/6 L Y0MM

ACCESSORI ACCESSORIES



Y0IQ
fissaggio orizzontale
horizontal fixing bolt



Y0EN
curva tecnica con kit di fissaggio a parete
PVC "s" trap converter with wall fixing



YP64
raccordo scarico parete
PVC wall connection outlet

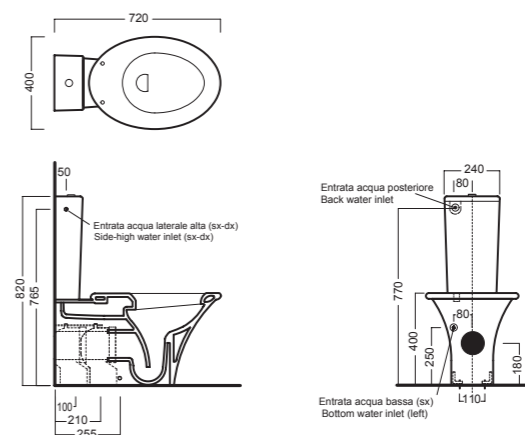


YXXX
sedile frenato
soft close seat cover



Y015
sedile
seat cover

DISEGNO TECNICO TECHNICAL DESIGN



hatria

189

DOLCEVITA 100

1000x550

Lavabo consolle sospeso a muro, completo di fissaggi. Integrabile con colonna o coppia di gambe in ceramica.

Wall-hung console washbasin, complete with fixing elements. Can be combined with a column or two porcelain legs.

Waschtisch wandhängend, inklusive Halterungen. Ergänztbar mit Säule oder Beinen in Keramik.

Lavabo console suspendu au mur, livré avec kit de fixation. Intégrable avec colonne ou deux pieds en céramique.

Lavabo tocador suspendido en la pared, completo de sistema de fijación. Integrable con columna o par de pies de cerámica.

Подвесной настенный консольный умывальник в комплекте с крепежом. Может быть дополнен керамическим пьедесталом или парой опор.



 **YOFO**

INSTALLAZIONE INSTALLATION

sospeso
wall hung



ACCESSORI ACCESSORIES



YR47
fissaggio lavabo
fixing bolt for washbasin



YXMY
sifone di scarico
drain trap



YXMQ (BI-White)
YXMR (CR-Chrome)
piletta con tappo "Up & Down"
drain siphon with "Up & Down" cap



YOFN
gamba (2x)
leg (2x)

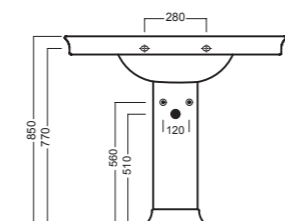
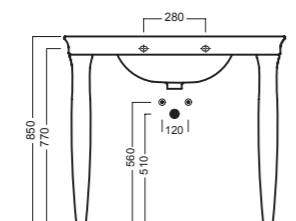
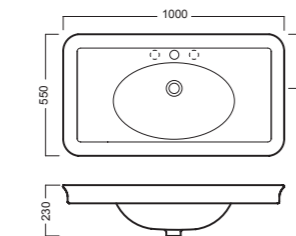


YOEK
colonna
pedestal



YOGO
fissaggio gambe
fixing bolt for legs

DISEGNO TECNICO TECHNICAL DESIGN



hatria

190

DOLCEVITA R 75 - O 75

750x550
750x575

Lavabi sospesi a muro, completi di fissaggi. Integrabili con colonna in ceramica.

Wall-hung washbasins, complete with fixing elements. Can be combined with ceramic column.

Waschbecken wandhängend, inklusive Halterungen. Ergänztbar mit Keramiksäule.

Lavabos suspendu au mur, livré avec kit de fixation. Intégrables avec colonne en céramique.


Lavabos suspendido en la pared, completo de sistema de fijación. Integrables con columna de cerámica.

Подвесной настенный умывальник в комплекте с крепежом. Может быть дополнен керамическим пьедесталом.



 **YOEJ** R 75



 **YOEW** O 75

INSTALLAZIONE INSTALLATION

sospeso
wall hung



ACCESSORI ACCESSORIES



YR47
fissaggio lavabo
fixing bolt for washbasin



YXMY
sifone di scarico
drain trap

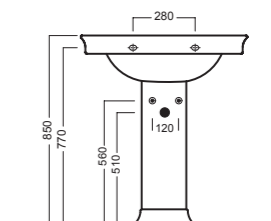
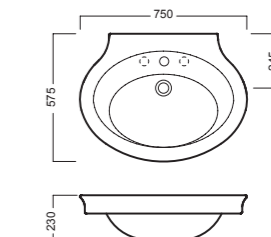
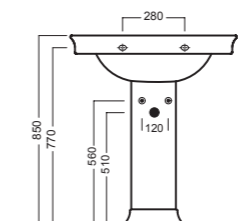
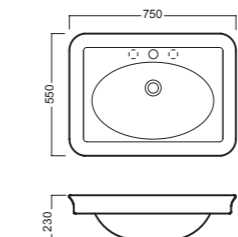


YXMQ (BI-White)
YXMR (CR-Chrome)
piletta con tappo "Up & Down"
drain siphon with "Up & Down" cap



YOEK
colonna
pedestal

DISEGNO TECNICO TECHNICAL DESIGN



hatria

191

DOLCEVITA 70

750x550

Lavabo sospeso a muro, completo di fissaggi.
Integrabile con colonna in ceramica.

Wall-hung washbasin, complete with fixing
elements. Can be combined with ceramic
column.

Washbecken wandhängend, inklusive
Halterungen. Ergänztbar mit Keramiksäule.

Lavabo suspendu au mur, livré avec kit de
fixation. Intégrable avec colonne en céramique.

Lavabo suspendido en la pared, completo de
sistema de fijación. Integrable con columna de
cerámica.

Подвесной настенный умывальник в
комплекте с крепежом. Может быть
дополнен керамическим пьедесталом.



 **YOEX**

INSTALLAZIONE INSTALLATION

sospeso
wall hung



ACCESSORI ACCESSORIES



YR47
fissaggio lavabo
fixing bolt for washbasin



YXMY
sifone di scarico
drain trap

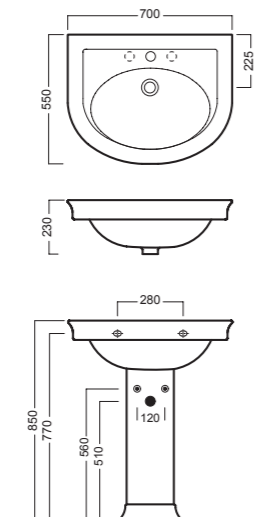


YXMQ (BI-White)
YXMR (CR-Chrome)
piletta con tappo "Up & Down"
drain siphon with "Up & Down" cap



Y0EK
colonna
pedestal

DISEGNO TECNICO TECHNICAL DESIGN



hatria

192

DOLCEVITA 65

INCASSO - BUILT IN

650x480

Lavabo da incasso. Installazione sopra il piano
del mobile.

Built-in washbasin, mounted on the countertop.

Einbau-Washbecken. Zur Installation auf
Möbel-Ebene.

Lavabo à vasque intégrée. Installation à bord
de vasque apparent sur le plan de toilette du
meuble.

Lavabo de a empotrar. Instalación sobre la
encimera del mueble.

Встроенный умывальник.
Устанавливается на плоскость тумбы.



 **YOPL**

INSTALLAZIONE INSTALLATION

incasso
countertop



ACCESSORI ACCESSORIES

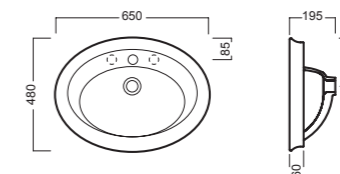


YXMY
sifone di scarico
drain trap



YXMQ (BI-White)
YXMR (CR-Chrome)
piletta con tappo "Up & Down"
drain siphon with "Up & Down" cap

DISEGNO TECNICO TECHNICAL DESIGN



hatria

193

DOLCEVITA

370x590

Vaso scarico a parete o a pavimento.

Completo di fissaggi. Da integrare con sedile frenato in legno e polistere.

WC with wall or floor outlet.

Complete with fixing elements. To be combined with soft-close wood or polyester seat cover.

Wc mit Wand-oder Bodenspülung.

Inklusive Halterungen. Um mit Holzstz und polistere nicht gebremst abgeschlossen sein.

Cuvette avec vidange murale ou au sol.

Compris kit de fixation. Abbattant avec système frein en bois o polyester a commander séparément.

Inodoro con descarga, de pared o pavimento.

Completo de sistema de fijación. Integrable con asiento con caída amortiguada de madera o de poliester.

Сливной стенки сосуда или пол.

Completo di оборудования. Для комплектации с деревянным сиденьем и polistere не обуздать.

Bidet monoforo

Bidet con erogazione acqua dal rubinetto, completo di fissaggi.

One-hole bidet

One-hole bidet with water delivery from tap, complete with fixing elements.

Einloch-Bidet

Bidet mit Wasserspende aus dem Wasserhahn, inklusive Halterungen.

Bidet à un trou

Bidet avec débit d'eau du robinet, livré avec kit de fixation.

Bidé con un orificio

Bidé con Salida de agua del grifo, completo de sistema de fijación.

Биде с одним отверстием

Биде с подачей воды из крана, в комплекте с крепежом.

Bidet triforo

Bidet con erogazione acqua dalla ceramica, completo di fissaggi.

Three-hole bidet

Three-hole bidet with water delivery from bowl, complete with fixing elements.

Dreiloch-Bidet

Bidet mit Wasserspende aus der Schüssel, inklusive Halterungen.

Bidet à trois trous

Bidet avec débit d'eau de la céramique, livré avec kit de fixation.

Bidé con tres orificios

Bidé con salida de agua de la cerámica, completo de sistema de fijación.

Биде с тремя отверстиями

Биде с внутренней подачей воды, в комплекте с крепежом.



ACCESSORI ACCESSORIES



YXZ5
fissaggio orizzontale alto
long horizontal fixing bolt



YP64
raccordo scarico parete
PVC wall connection outlet

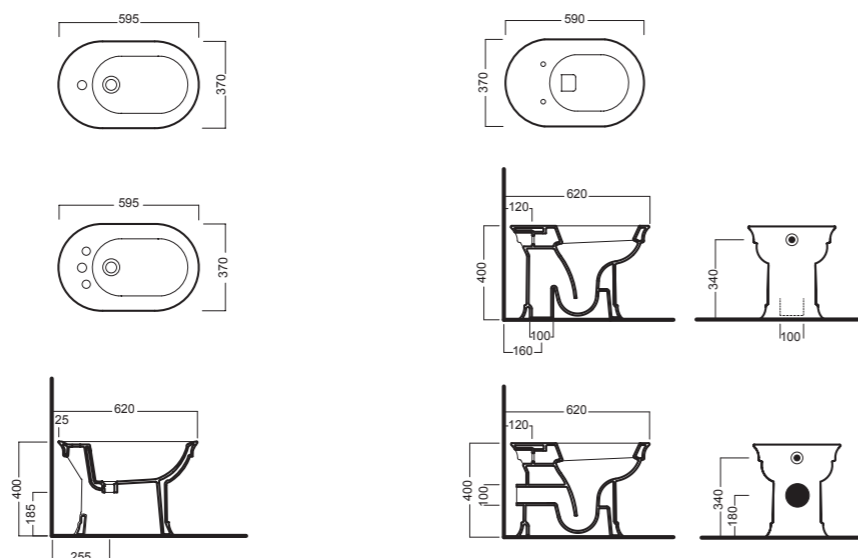


YXMQ (BI-White)
YXMR (CR-Chrome)
piletta con tappo "Up & Down"
drain siphon with "Up & Down" cap



YXXR
sedile frenato
soft close seat cover

DISEGNO TECNICO TECHNICAL DESIGN



hatria

DOLCEVITA

370x710x1005

Vaso con cassetta a zaino

Vaso scarico a parete o a pavimento, completo di fissaggi. Da integrare con sedile in legno e polistere non frenato. Con cassetta a zaino in ceramica. Entrata acqua bassa con meccanismo doppio scarico 3/6 litri.

WC with low-level cistern

WC with wall or floor outlet and low level ceramic cistern, complete fixing elements. To be combined with wood or polyester seat cover. Double-flush (3/6 litres) mechanism and water intake at bottom.

Wc mit Aufputzpulkasten

Wc mit Wand-oder Bodenspülung, inklusive Halterungen, Um mit Holzstz und polistere nicht gebremst abgeschlossen sein. Aufputzpulkasten in Keramik. Wassereingang tief mit Doppelspul Mechanismus 3/6 l.

Cuvette avec chasse d'eau extérieure

Cuvette avec vidange murale ou au sol. Abbattant en bois o polyester a commander séparément. Avec kit de fixation, avec chasse d'eau extérieure en ceramique. Arrivée d'eau basse avec mecanisme a double touche avec possibilite de reglage a 3 ou 6 litres.

Inodoro con cisterna de mochila

Inodoro con descarga de pared o pavimento, completo de fijación. Integrable con asiento de madera o de poliester. Con cisterna de mochila de ceramica. Entrada de agua baja con mecanismo de doble descarga 3/6 litros.

Унитаз с заплочным

Унитаз со сливом в стену или в пол, в комплекте с крепежом и с заплочным бачком из керамики. Нижний подвод воды с механизмом двойного слива 3-6 литров.



EDIZIONE BRONZO BRONZE EDITION



ACCESSORI ACCESSORIES



YXZ5
fissaggio orizzontale alto
long horizontal fixing bolt



YP64
raccordo scarico parete
PVC wall connection outlet



YXXR
sedile frenato
soft close seat cover



YXXG
sedile in legno massello
dark wood seat cover

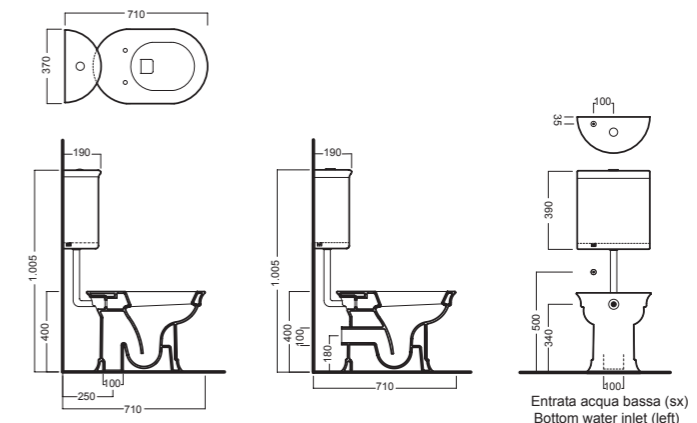


Y0GM (cromo/chrome)
YXXD (bronzo/bronze)
tubo vaso-cassetta
conncted pipe for cistern



Y0GK
fissaggio cassetta
fixing cistern

DISEGNO TECNICO TECHNICAL DESIGN



Entrata acqua bassa (sx)
Bottom water inlet (left)

hatria

G-150 G-130

1500x500 - 1300x500

Lavabi sospesi a muro. Installabili anche su mobile o con SLIDING Wood System. Integrabili con i ripiani in ceramica Grandangolo 50z dx e sx, accessori portasciugamani e sifone estetico. Disponibili anche la versione con sistema easywarm® preinstallato.

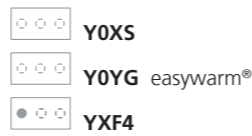
Wall-hung washbasins. Can also be mounted on a custom-made furniture or with SLIDING Wood System. Can be combined with rh and lh Grandangolo 50 shelves, towel holder and aesthetic drain trap. Also available in version prefitted with easywarm® system.

Washbecken wandhängend. Zur Montage auch auf Badmöbeln oder mit SLIDING Wood System. Ergänzt mit Keramikböden Grandangolo 50 r. und l., mit Handtuchhalter und ästhetischen Siphon. Erhältlich auch in der mit easywarm® System vorinstallierten Version.

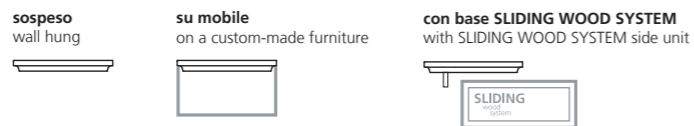
Lavabos suspendu au mur. Installables aussi avec bord de vasque apparent sur meuble ou avec SLIDING Wood System. Intégrables dans un plan de toilette en céramique Grandangolo 50 droit et gauche, équipé de porte-serviettes et de siphon esthétique. Existe aussi la version avec système easywarm® préinstallé.

Lavabos suspendido en la pared. Se puede instalar también sobre un mueble o con SLIDING Wood System. Integrables con estantes de cerámica Grandangolo 50 der e izq., con portatoalla y sifón estético. Disponibles también en la versión con sistema easywarm® preinstalado.

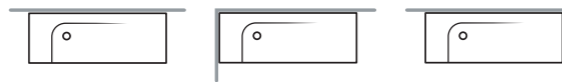
Подвесной настенный умывальник. Устанавливается также на тумбе или в сочетании с тумбой SLIDING Wood System. Комбинируются с керамическими правыми и левыми полками Grandangolo 50, вешалками для полотенец и сифоном в эстетическом исполнении. Имеется также модель с встроенной системой обогрева easywarm®.



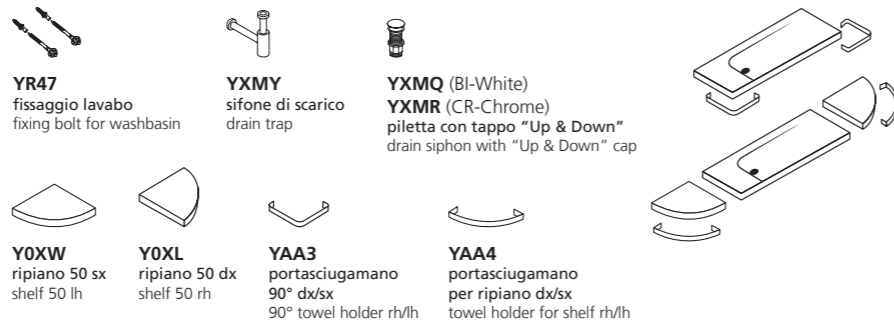
INSTALLAZIONE INSTALLATION



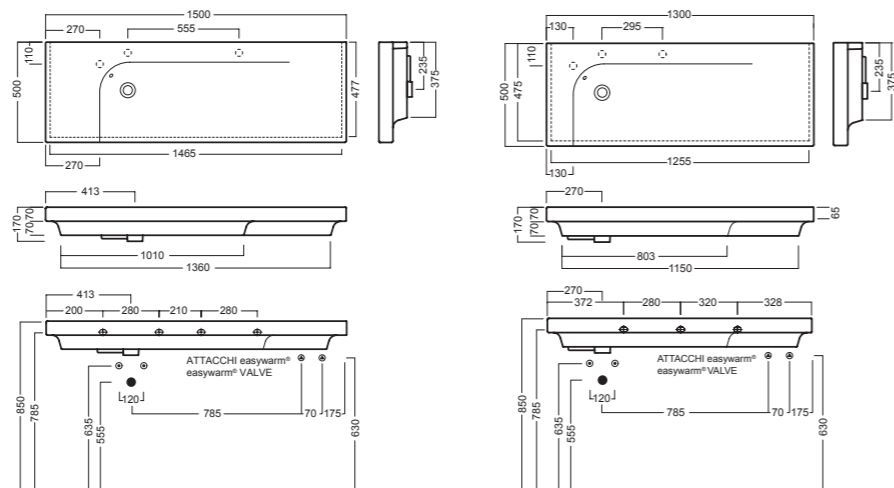
esempi di montaggio mounting examples



ACCESSORI ACCESSORIES



DISEGNO TECNICO TECHNICAL DESIGN



G-130 T

1300x500

Lavabo Trapezoidale 130x50 cm dx e sx sospeso a muro. Installabile anche su mobile o con SLIDING Wood System. Integrabile con i ripiani in ceramica Grandangolo 50 dx e sx, con portasciugamani e sifone estetico. Disponibile anche la versione con sistema easywarm® preinstallato.

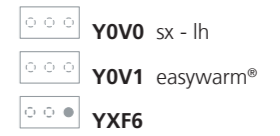
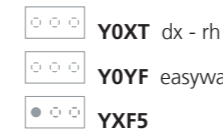
Wall-hung lh and rh tapered washbasin, size 130x50 cm. Can also be mounted on a custom-made furniture or with SLIDING Wood System. Can be combined with rh and lh Grandangolo 50 shelves, towel holder and aesthetic drain trap. Also available in version prefitted with easywarm® system.

Trapezförmiges Waschbecken 130x50 cm r. und l. wandhängend. Zur Montage auch auf Badmöbeln oder mit SLIDING Wood System. Ergänzt mit den Keramikböden Grandangolo 50 r. und l., Handtuchhalter und ästhetischen Siphon. Erhältlich auch in der mit easywarm® System vorinstallierten Version.

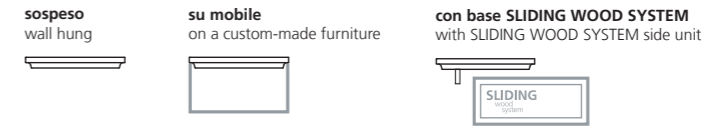
Lavabo trapezoidal de 130x50 cm droit et gauche suspendu au mur. Installable aussi avec bord de vasque apparent sur meuble ou avec SLIDING Wood System. Intégrable dans un plan de toilette en céramique Grandangolo 50 droit et gauche, équipé de porte-serviettes et de siphon esthétique. Existe aussi dans la version avec système easywarm® préinstallé.

Lavabo Trapezoidal de 130x50 cm, der. e izq., suspendido en la pared. Se puede instalar también sobre un mueble o con SLIDING Wood System. Integrable con estantes de cerámica Grandangolo 50 der. e izq., con portatoalla y sifón estético. Disponible también en la versión con sistema easywarm® preinstalado.

Подвесной настенный трапециевидный умывальник 130x50 см правосторонний и левосторонний. Устанавливается также на тумбе или в сочетании с тумбой SLIDING Wood System. Комбинируются с керамическими правыми и левыми полками Grandangolo 50, вешалками для полотенец и сифоном в эстетическом исполнении. Имеется также модель с встроенной системой обогрева easywarm®.



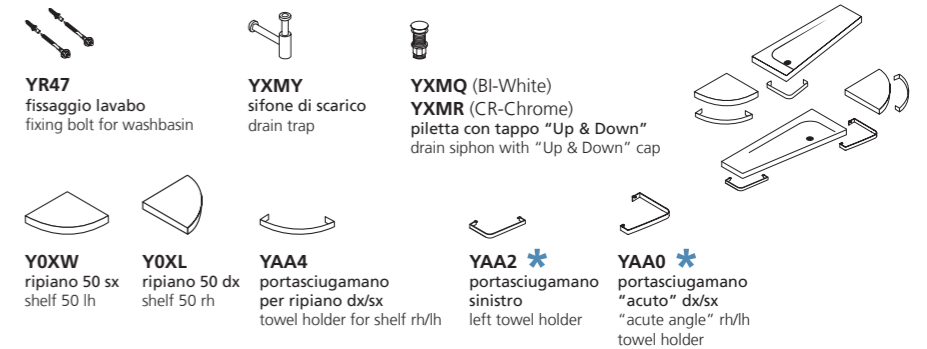
INSTALLAZIONE INSTALLATION



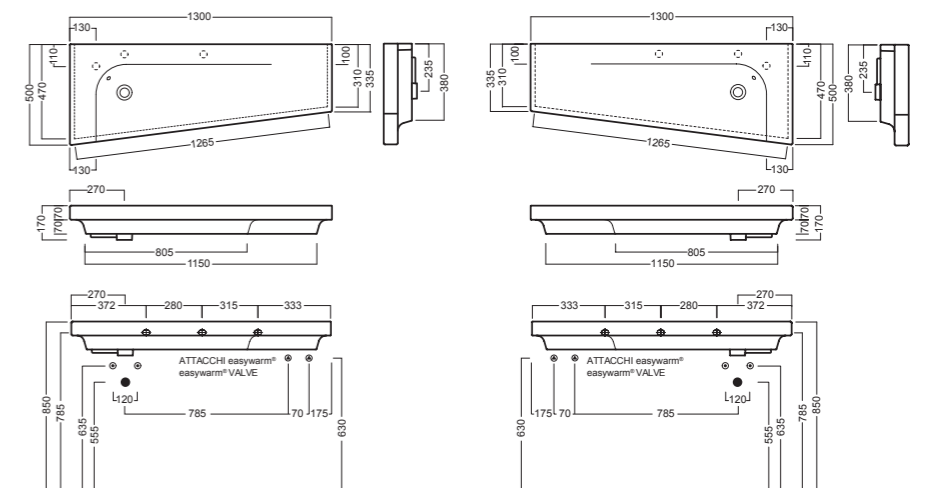
esempi di montaggio mounting examples



ACCESSORI ACCESSORIES



DISEGNI TECNICI TECHNICAL DESIGNS



* AD ESAURIMENTO

G-100

1000x500

Lavabo 100x50 cm sospeso a muro. Installabile anche su mobile o con SLIDING Wood System. Integrabile con i ripiani in ceramica Grandangolo 50 dx e sx, accessori portasciugamani e sifone estetico.


Wall-hung washbasin, size 100x50 cm. Can also be mounted on a custom-made furniture or with SLIDING Wood System. Can be combined with rh and lh Grandangolo 50 shelves, towel holder and aesthetic drain trap.

Waschbecken 100x50 cm wandhängend. Zur Montage auch auf Badmöbeln oder mit SLIDING Wood System. Ergänzt mit Keramikböden Grandangolo 50 r. und l., mit Handtuchhalter und ästhetischen Siphon.

Lavabo 100x50 cm suspendu au mur. Installable aussi avec bord de vasque apparent sur meuble ou avec SLIDING Wood System. Intégrable dans un plan de toilette en céramique Grandangolo 50 droit et gauche, équipé de porte-serviettes et de siphon esthétique.

Lavabo de 100x50 cm, suspendido en la pared. Se puede instalar también sobre un mueble o con SLIDING Wood System. Integrable con estantes de cerámica Grandangolo 50 der e izq., con portatoalla y sifón estético.

Подвесной настенный умывальник 100x50 см. Устанавливается также на тумбе или в сочетании с тумбой SLIDING Wood System. Комбинируются с керамическими правыми и левыми полками Grandangolo 50, вешалками для полотенец и сифоном в эстетическом исполнении.



INSTALLAZIONE INSTALLATION

sospeso
wall hung



su mobile
on a custom-made furniture



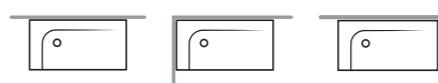
su base lavabo SLIDING WOOD SYSTEM
on SLIDING WOOD SYSTEM sink base unit



con base SLIDING WOOD SYSTEM
with SLIDING WOOD SYSTEM side unit



esempi di montaggio
mounting examples



ACCESSORI ACCESSORIES



YR47
fissaggio lavabo
fixing bolt for washbasin



YXMY
sifone di scarico
drain trap



YXMQ (BI-White)
YXMR (CR-Chrome)
piletta con tappo "Up & Down"
drain siphon with "Up & Down" cap



Y0XW
ripiano 50 sx
shelf 50 lh



Y0XL
ripiano 50 dx
shelf 50 rh

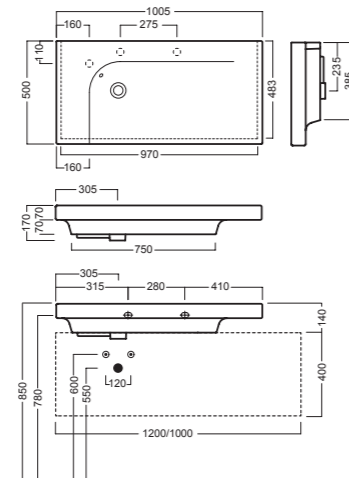


YAA3
portasciugamano
90° dx/sx
90° towel holder rh/lh



YAA4
portasciugamano
per ripiano dx/sx
towel holder for shelf rh/lh

DISEGNO TECNICO TECHNICAL DESIGN



SLIDING wood system_taglio 1 sx - cut 1 lh

hatria

G-50

RIPIANO - SHELF

500x500

Ripiani in ceramica 50x50 cm dx e sx sospesi a muro. Con o senza sistema easywarm® preinstallato. Possono essere installati singolarmente oppure abbinati a tutti i lavabi Grandangolo. Integrabili con accessorio portasciugamani.

50x50 cm wall-hung ceramic shelves. With or without easywarm® system prefitted. Can be mounted singly or combined with all the Grandangolo washbasins. Can be combined with towel holder.

Keramikböden 50x50 cm r. und l. wandhängend. Mit oder ohne vorinstalliertem easywarm® System. Können einzeln oder in Kombination mit allen Waschbecken Grandangolo montiert werden. Ergänzt mit Zubehör Handtuchhaltern.

Étagère en céramique de 50x50 cm droit et gauche fixée au mur. Avec ou sans système easywarm® préinstallé. Installable individuellement ou bien associée à tous les lavabos Grandangolo. Intégrables avec l'accessoire porte-serviettes.

Estantes de cerámica de 50x50 cm, der.e izq. suspendidos en la pared. Con o sin sistema easywarm® preinstalado. Pueden ser instalados individualmente o bien, combinados con todos los lavabos Grandangolo. Integrables con accesorios o portatoalla.

Подвесные настенные правые и левые полки из керамики 50x50 см. С встроенной системой обогрева easywarm® или без нее. Могут устанавливаться отдельно или в сочетании со всеми умывальниками серии Grandangolo. Комбинируется с вешалкой для полотенец.



Y0XL dx - rh

Y0YH dx - rh_easywarm®



Y0XW sx - lh

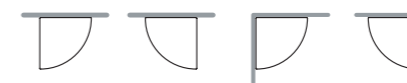
Y0YL sx - lh_easywarm®

INSTALLAZIONE INSTALLATION

sospeso
wall hung



esempi di montaggio
mounting examples



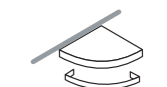
ACCESSORI ACCESSORIES



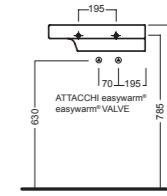
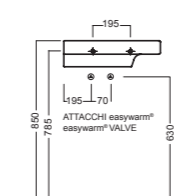
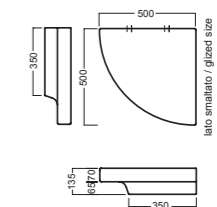
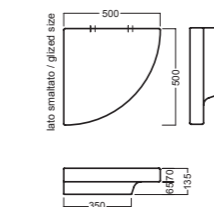
YR47
fissaggio lavabo
fixing bolt for washbasin



YAA4
portasciugamano per
ripiano dx/sx
towel holder for shelf rh/lh



DISEGNO TECNICO TECHNICAL DESIGN



hatria

G-75

750x500

Lavabo 75x50 cm dx e sx sospeso a muro. Installabile anche su mobile, con SLIDING Wood System o in appoggio su piano. Integrabile con i ripiani in ceramica Grandangolo 50 dx e sx, accessori portasciugamani e sifone estetico.

Wall-hung lh and rh washbasin, size 75x50 cm. Can also be mounted on a custom made custom-made furniture, with SLIDING Wood System or mounted on a surface. Can be combined with rh and lh Grandangolo 50 shelves, towel holder and aesthetic drain trap.

Washbecken 75x50 cm r. und l. wandhängend. Kann auch auf Bademöbeln installiert werden, mit SLIDING Wood System oder aufliegend. Ergänztbar mit Keramikböden Grandangolo 50 r. und l., Handtuchhaltern und ästhetischem Siphon.

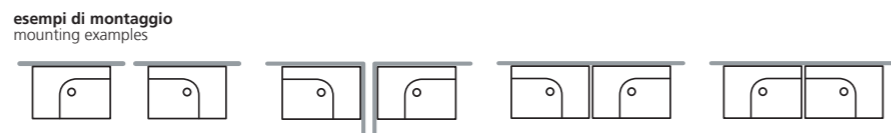
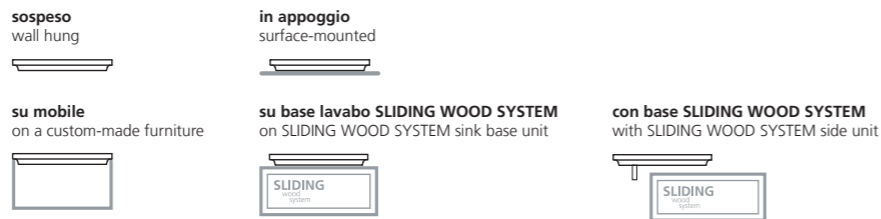
Lavabo 75x50 cm droit et gauche suspendu au mur. Installable avec bord apparent sur meuble, avec SLIDING Wood System ou sur plan de toilette. Intégrable dans un plan de toilette en céramique Grandangolo 50 droit et gauche, équipé de porte-serviettes et de siphon esthétique.

Lavabo 75x50 cm. der. e izq. suspendido en la pared. También se puede instalar sobre un mueble, con SLIDING Wood System o apoyado sobre una encimera. Integrable con estantes de cerámica Grandangolo 50 der. e izq., con portatoalla y sifón estético.

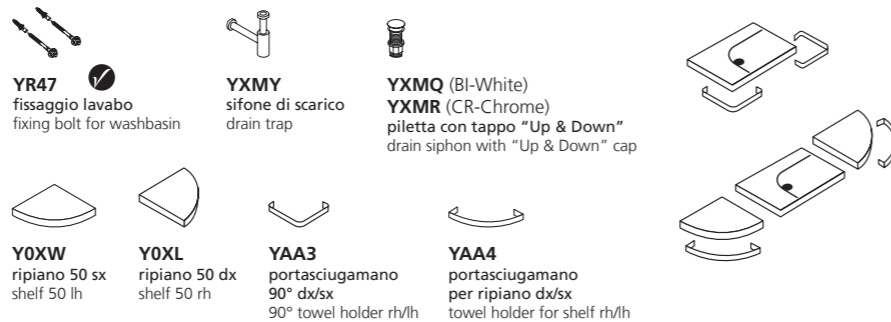
Подвесной настенный умывальник 75x50 см правосторонний и левосторонний. Устанавливается также на тумбе, в сочетании с тумбой SLIDING Wood System, на полке или. Комбинируются с керамическими правыми и левыми полками Grandangolo 50, вешалками для полотенец и сифоном в эстетическом исполнении.



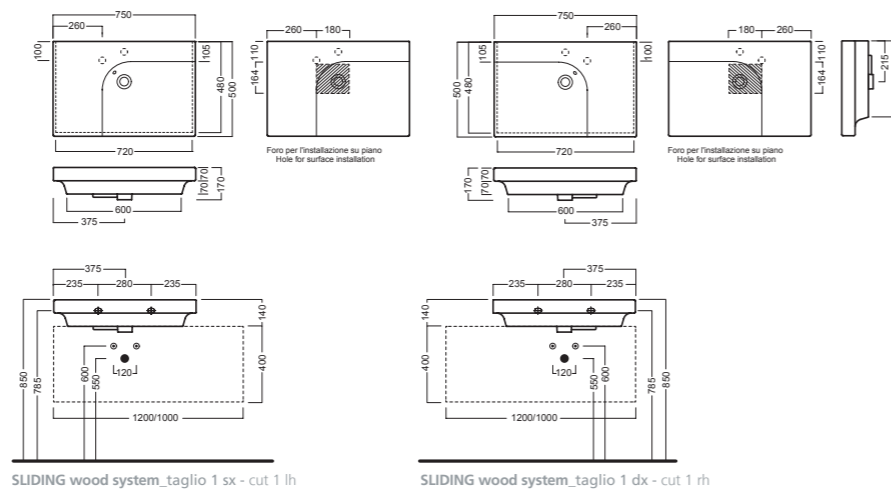
INSTALLAZIONE INSTALLATION



ACCESSORI ACCESSORIES



DISEGNO TECNICO TECHNICAL DESIGN



SLIDING wood system_taglio 1 sx - cut 1 lh

SLIDING wood system_taglio 1 dx - cut 1 rh

G-50

500x500

Lavabo 50x50 cm dx e sx sospeso a muro. Installabile anche su mobile, con SLIDING Wood System o in appoggio su piano. Integrabile con i ripiani in ceramica Grandangolo 50 dx e sx, accessori portasciugamani e sifone estetico.

Wall-hung lh and rh washbasin, size 50x50 cm. Can also be mounted on a custom made custom-made furniture, with SLIDING Wood System or mounted on a surface. Can be combined with rh and lh Grandangolo 50 shelves, towel holder and aesthetic drain trap.

Washbecken 50x50 cm r. und l. wandhängend. Kann auch auf Bademöbeln installiert werden, mit SLIDING Wood System oder aufliegend. Ergänztbar mit Keramikböden Grandangolo 50 r. und l., Handtuchhaltern und ästhetischem Siphon.

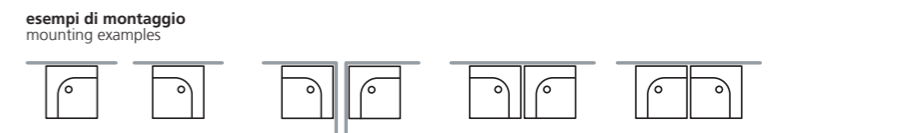
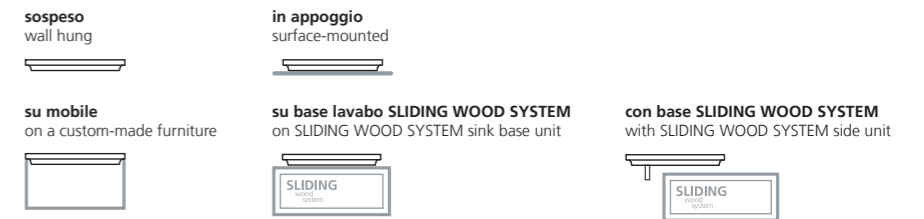
Lavabo 50x50 cm droit et gauche suspendu au mur. Installable avec bord apparent sur meuble, avec SLIDING Wood System ou sur plan de toilette. Intégrable dans un plan de toilette en céramique Grandangolo 50 droit et gauche, équipé de porte-serviettes et de siphon esthétique.

Lavabo 50x50 cm. der. e izq. suspendido en la pared. También se puede instalar sobre un mueble, con SLIDING Wood System o apoyado sobre una encimera. Integrable con estantes de cerámica Grandangolo 50 der. e izq., con portatoalla y sifón estético.

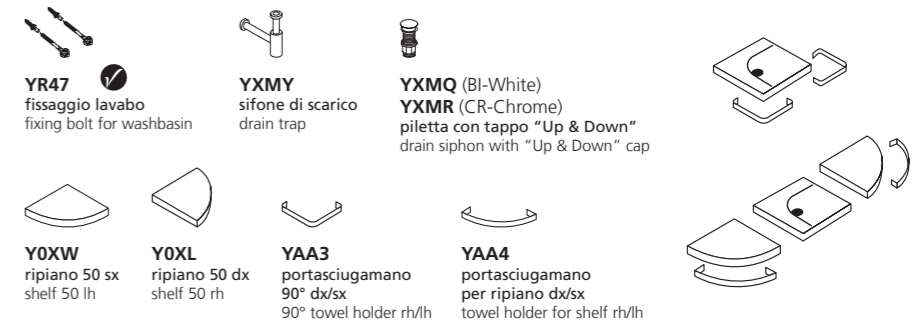
Подвесной настенный умывальник 50x50 см правосторонний и левосторонний. Устанавливается также на тумбе, в сочетании с тумбой SLIDING Wood System, на полке или. Комбинируются с керамическими правыми и левыми полками Grandangolo 50, вешалками для полотенец и сифоном в эстетическом исполнении.



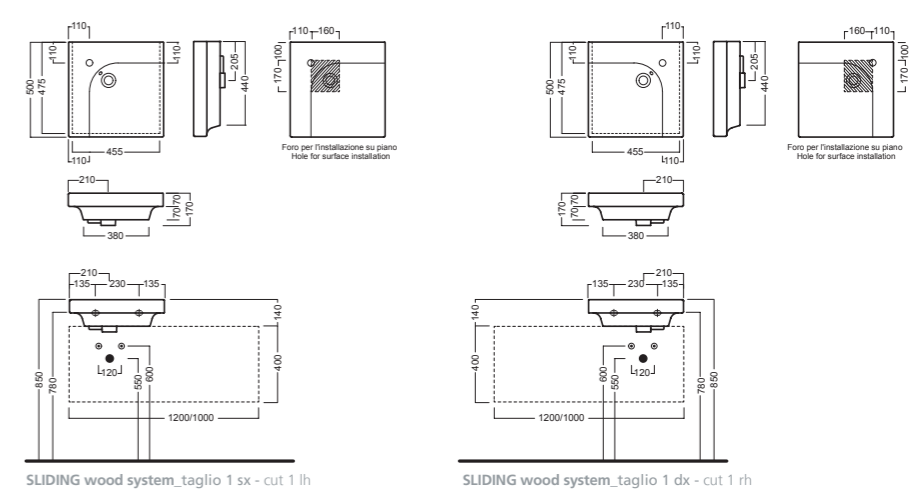
INSTALLAZIONE INSTALLATION



ACCESSORI ACCESSORIES



DISEGNO TECNICO TECHNICAL DESIGN



SLIDING wood system_taglio 1 sx - cut 1 lh

SLIDING wood system_taglio 1 dx - cut 1 rh

AREA 110x35 - 70x35

1100x350 - 700x354

Lavabi sospesi a muro. Installabili anche su mobile. Integrabili con ripiani in ceramica, accessori portasciugamani e sifone estetico.

Wall-hung washbasins. Can also be mounted on custom-made furniture. Can be combined with ceramic shelves, towel holder and aesthetic drain trap.

Waschbecken wandhängend. Zur Montage auch auf Bademöbeln. Ergänzierbar mit Keramikböden, Handtuchhaltern und ästhetischem Siphon.

Lavabos suspendu au mur. Installables aussi avec bord de vasque apparent sur meuble. Intégrables dans un plan de toilette en céramique équipé de porte-serviettes et de siphon esthétique.

Lavabos para instalar suspendido en la pared o sobre un mueble. Integrables con estantes de cerámica, con portatoalla y sifón estético.

Подвесной настенный умывальник. Может также устанавливаться. Комбинируются с керамическими полками, вешалками для полотенец и сифоном в эстетическом исполнении.



YOW5

YXDK

YOW9

INSTALLAZIONE INSTALLATION

sospeso wall hung
su mobile on a custom-made furniture



esempi di montaggio mounting examples



ACCESSORI ACCESSORIES



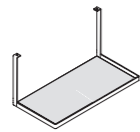
YR47 fissaggio lavabo fixing bolt for washbasin



YXMY sifone di scarico drain trap



YXMQ (BI-White)
YXMR (CR-Chrome)
piletta con tappo "Up & Down"
drain siphon with "Up & Down" cap



YOXY (35 cm) *
struttura sottolavabo
under washbasin structure



YOXV portasalviette
towel holder



YOWV *
YOZO easywarm® *
ripiano 35x35
shelf 35x35

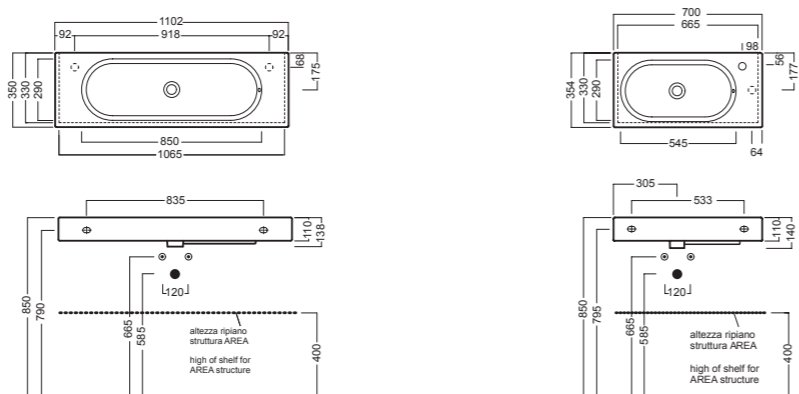


YOY1 *
specchio
mirror



YOXX *
griglia portasapone
soap-dish grill
(solo per - only for: YOW5)

DISEGNO TECNICO TECHNICAL DESIGN



* AD ESAURIMENTO

hatria

202

AREA 90x35

900x350

Lavabo sospeso a muro. Installabile anche su mobile, oppure in appoggio su piano. Integrabile con ripiani in ceramica, con portasciugamani e sifone estetico.

Wall-hung washbasin. Can also be mounted on a custom-made furniture or surface-mounted. Can be combined with ceramic shelves, towel holder and aesthetic drain trap.

Waschbecken wandhängend. Zur Montage auch auf Bademöbeln, oder aufliegend. Ergänzierbar mit Keramikböden, Handtuchhaltern und ästhetischem Siphon.

Lavabo suspendu au mur. Installable sur meuble, ou bien à bord de vasque apparent sur plan de toilette. Intégrable dans un plan de toilette en céramique équipé de porte-serviettes et de siphon esthétique.

Lavabo suspendido en la pared. Instalable también sobre mueble, así como apoyado sobre una encimera. Integrable con estantes de cerámica, con portatoalla y sifón estético.

Подвесной настенный умывальник. Может также устанавливаться на тумбу, или на полку. Комбинируются с керамическими полками, вешалками для полотенец и сифоном в эстетическом исполнении.



YXDL

YXEQ

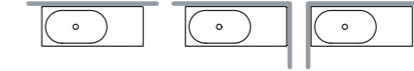
YOUE

INSTALLAZIONE INSTALLATION

sospeso wall hung
in appoggio surface mounted
su mobile on a custom-made furniture



esempi di montaggio mounting examples



ACCESSORI ACCESSORIES



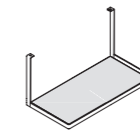
YR47 fissaggio lavabo fixing bolt for washbasin



YXMY sifone di scarico drain trap



YXMQ (BI-White)
YXMR (CR-Chrome)
piletta con tappo "Up & Down"
drain siphon with "Up & Down" cap



YOXY (35 cm) *
struttura sottolavabo
under washbasin structure



YOXV portasalviette
towel holder

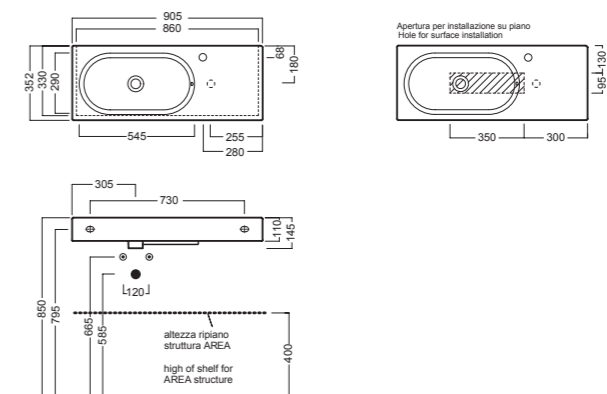


YOWV *
YOZO easywarm® *
ripiano 35x35
shelf 35x35



YOY1 *
specchio
mirror

DISEGNO TECNICO TECHNICAL DESIGN



* AD ESAURIMENTO

hatria

203

AREA 90x45

900x450

Lavabo sospeso a muro. Installabile anche su mobile. Integrabile con ripiani in ceramica, con portasciugamani e sifone estetico.

Wall-hung washbasin. Can also be mounted on a custom-made furniture. Can be combined with ceramic shelves, towel holder and aesthetic drain trap.

Washbecken wandhängend. Zur Montage auch auf Bademöbeln. Ergänztbar mit Keramikböden, Handtuchhaltern und ästhetischem Siphon.

Lavabo suspendu au mur. Installable sur meuble. Intégrable dans un plan de toilette en céramique équipé de porte-serviettes et de siphon esthétique.

Lavabo suspendido en la pared. Instalable también sobre mueble. Integrable con estantes de cerámica, con portatoalla y sifón estético.

Подвесной настенный умывальник. Может также устанавливаться на тумбу. Комбинируются с керамическими полками, вешалками для полотенец и сифоном в эстетическом исполнении.



YXA0

INSTALLAZIONE INSTALLATION

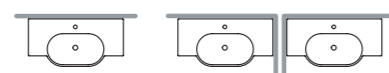
sospeso
wall hung



su mobile
on a custom-made furniture



esempi di montaggio
mounting examples



ACCESSORI ACCESSORIES



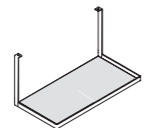
YR47
fissaggio lavabo
fixing bolt for washbasin



YXMY
sifone di scarico
drain trap



YXMQ (BI-White)
YXMR (CR-Chrome)
piletta con tappo "Up & Down"
drain siphon with "Up & Down" cap



Y0Y0 (90 cm) *
Y0XY (35 cm) *
struttura sottolavabo
under washbasin structure



Y0WV *
Y0Z0 easywarm® *
ripiano 35x35
shelf 35x35

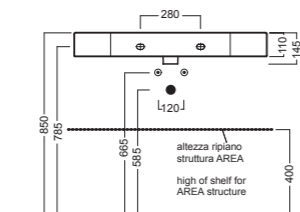
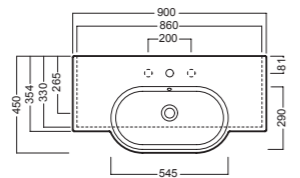


Y0XV
portasalviette
towel holder



Y0Y1 *
specchio
mirror

DISEGNO TECNICO TECHNICAL DESIGN



hatria

204

AREA 81x45

810x450

Lavabo sospeso a muro. Installabile anche su mobile. Integrabile con ripiani in ceramica, con portasciugamani e sifone estetico.

Wall-hung washbasin. Can also be mounted on a custom-made furniture. Can be combined with ceramic shelves, towel holder and aesthetic drain trap.

Washbecken wandhängend. Zur Montage auch auf Bademöbeln. Ergänztbar mit Keramikböden, Handtuchhaltern und ästhetischem Siphon.

Lavabo suspendu au mur. Installable sur meuble. Intégrable dans un plan de toilette en céramique équipé de porte-serviettes et de siphon esthétique.

Lavabo suspendido en la pared. Instalable también sobre mueble. Integrable con estantes de cerámica, con portatoalla y sifón estético.

Подвесной настенный умывальник. Может также устанавливаться на тумбу. Комбинируются с керамическими полками, вешалками для полотенец и сифоном в эстетическом исполнении.



Y0UP

INSTALLAZIONE INSTALLATION

sospeso
wall hung



su mobile
on a custom-made furniture



esempi di montaggio
mounting examples



ACCESSORI ACCESSORIES



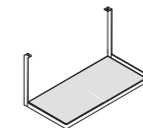
YR47
fissaggio lavabo
fixing bolt for washbasin



YXMY
sifone di scarico
drain trap



YXMQ (BI-White)
YXMR (CR-Chrome)
piletta con tappo "Up & Down"
drain siphon with "Up & Down" cap



Y0Y0 (90 cm) *
Y0XY (35 cm) *
struttura sottolavabo
under washbasin structure



Y0WV *
Y0Z0 easywarm® *
ripiano 35x35
shelf 35x35

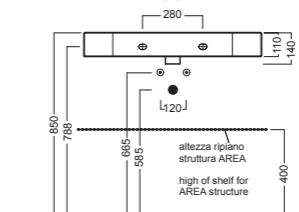
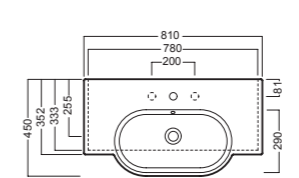


Y0XV
portasalviette
towel holder



Y0Y1 *
specchio
mirror

DISEGNO TECNICO TECHNICAL DESIGN



hatria

205

* AD ESAURIMENTO

* AD ESAURIMENTO

AREA 60x45

600x450

Lavabo sospeso a muro. Integrabile con semicolonna in ceramica o con sifone estetico.

Wall-hung washbasin. Can be combined with ceramic siphon cover or aesthetic drain trap.

Washbecken wandhängend. Ergänzt mit Halbsäule aus Keramik oder ästhetischem Siphon.

Lavabo suspendu au mur. Intégrable avec une demi-colonne en céramique ou avec siphon esthétique.

Lavabo suspendido en la pared. Integrable con semicolonna de cerámica o sifón estético.

Подвесные настенные умывальники. Комбинируется с полупьедесталом из керамики.



YOUH

INSTALLAZIONE INSTALLATION

sospeso
wall hung



ACCESSORI ACCESSORIES



YR47
fissaggio lavabo
fixing bolt for washbasin



YXMY
sifone di scarico
drain trap



YXMQ (BI-White)
YXMR (CR-Chrome)
piletta con tappo "Up & Down"
drain siphon with "Up & Down" cap

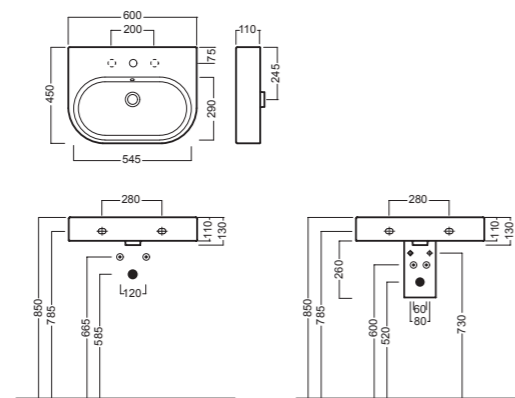


YOYM
semicolonna
siphon cover



YOY1 *
specchio
mirror

DISEGNO TECNICO TECHNICAL DESIGN



hatria

206

AREA 100x35

1000x352

Lavabo da installare in appoggio su piano o su base SLIDING Wood System. Integrabile con accessori e sifone estetico.

Washbasin. Surface-mounted installation or SLIDING Wood System sink base unit. Can be combined with accessories and aesthetic drain trap.

Washbecken zur Montageauflage auf Ebene oder mit SLIDING Wood System. Ergänzt mit Zubehör und ästhetischem Siphon.

Lavabo à installer avec bord de vasque apparent sur plan de toilette ou avec SLIDING Wood System. Intégrable avec accessoires et de siphon esthétique.

Lavabo a instalar sobre una encimera o con SLIDING Wood System. Integrable con accesorios y sifón estético.

Накладной умывальник устанавливается на полку или на SLIDING Wood System. Комбинируется с аксессуарами и сифоном в эстетическом исполнении.



YOW1

INSTALLAZIONE INSTALLATION

in appoggio
surface-mounted



su base lavabo SLIDING WOOD SYSTEM
on SLIDING WOOD SYSTEM sink base unit



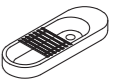
ACCESSORI ACCESSORIES



YXMY
sifone di scarico
drain trap



YXMQ (BI-White)
YXMR (CR-Chrome)
piletta con tappo "Up & Down"
drain siphon with "Up & Down" cap

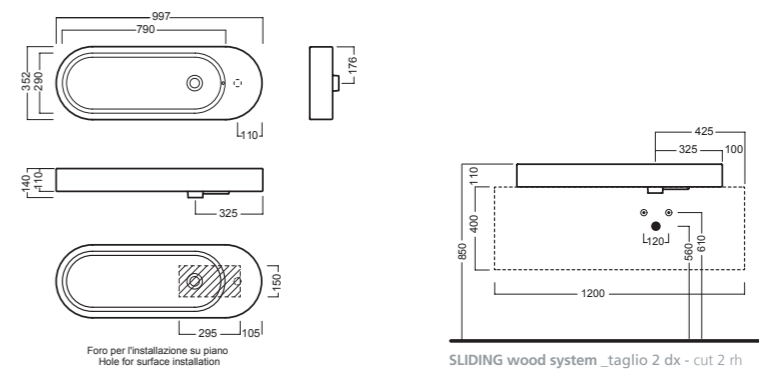


YOXX *
griglia portasapone
soap-dish grill



YOY1 *
specchio
mirror

DISEGNO TECNICO TECHNICAL DESIGN



* AD ESAURIMENTO

hatria

207

AREA 80x35

800x350

Lavabo da installare in appoggio su piano o su base SLIDING Wood System. Senza troppopieno. Integrabile con accessori e sifone estetico.

Washbasin. Surface-mounted installation or SLIDING Wood System sink base unit. Without over-flow. Can be combined with accessories and aesthetic drain trap.

Washbecken zur Montageauflage auf Ebene oder mit SLIDING Wood System. Ohne Überlauf. Ergänzt mit Zubehör und ästhetischem Siphon.

Lavabo à installer avec bord de vasque apparent sur plan de toilette ou avec SLIDING Wood System. Sans trop-plein. Intégrable avec accessoires et de siphon esthétique.

Lavabo a instalar sobre una encimera o con SLIDING Wood System. Sin rebosadero. Integrable con accesorios y sifón estético.

Накладной умывальник устанавливается на полку или на SLIDING Wood System. Без перелива. Комбинируется с аксессуарами и сифоном в эстетическом исполнении.



YOUF

INSTALLAZIONE INSTALLATION

in appoggio
surface-mounted



su base lavabo SLIDING WOOD SYSTEM
on SLIDING WOOD SYSTEM sink base unit



ACCESSORI ACCESSORIES



YXMY
sifone di scarico
drain trap



YXMN (BI-White)
YXMP (CR-Chrome)
piletta a scarico libero
free outlet drain siphon



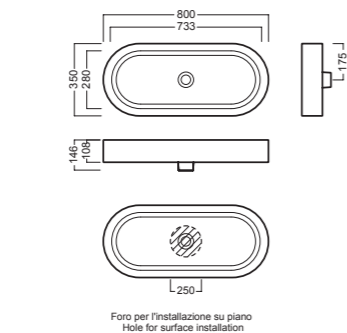
Y0XX *
griglia portaspone
soap-dish grill



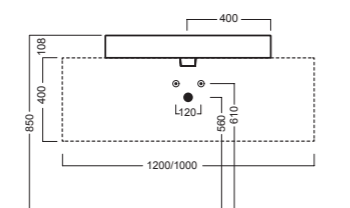
Y0Y1 *
specchio
mirror



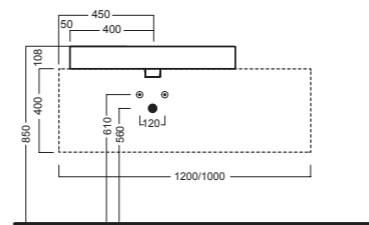
DISEGNO TECNICO TECHNICAL DESIGN



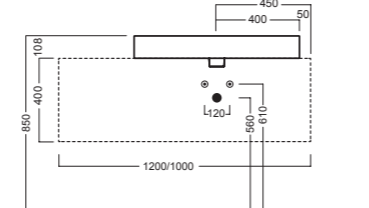
Foro per l'installazione su piano
Hole for surface installation



SLIDING wood system _taglio 2 centrale - cut 2 central



SLIDING wood system _taglio 2 sx - cut 2 lh



SLIDING wood system _taglio 2 dx - cut 2 rh

* AD ESAURIMENTO

hatria

208

FUSION

355x540

Vaso scarico universale filo muro

Vaso scarico universale completo di curva tecnica di scarico e fissaggio. Installazione a filo muro. Può essere abbinato alle cassette Monolith. Integrabile con sedile frenato o non frenato.

Back to wall wc with universal outlet

WC with universal outlet, complete with "S" trap convertor and fixing elements. Back-to-wall installation. Compatible with Monolith cisterns. Can be combined with soft-close or standard seat.

WC mit Universal Abgang

Tiefspüler mit Universal Abgang, komplett mit technischer Ablauf-Kurve und Halterung. Zur Wandmontage. Kombinierbar mit WC-Kasten Monolith. Kann mit einem gebremsten oder nicht gebremsten Sitz ergänzt werden.

Cuvette vidange universelle ras du mur

Cuvette vidange universelle avec tuyau coude de vidange et fixation. Installation au ras du mur. Elle peut être associée aux chasses d'eau Monolith. À intégrer au abattant avec système frein de chute abattant au sans.

Inodoro con descarga universal contra la pared

Inodoro con descarga universal completo de curva técnica de descarga y sistema de fijación. Instalación contra la pared. Puede ser combinado con las cisternas Monolith. Integrable con asiento con caída amortiguada o no amortiguada.

Унитаз с универсальным сливом

Унитаз с универсальным сливом, в комплекте с сливным коленом и крепежом. Пристенная установка. Может комбинироваться со смывными бачками серии Monolith. Может быть укомплектована сиденьем с системой плавного закрывания крышки или с обычной крышкой. Плавного закрывания крышки или с обычной крышкой.

Bidet monoforo filo muro

Bidet completo di fissaggi per installazione a filo muro.

Back-to-wall one hole bidet

Back-to-wall bidet, complete with fixing elements.

Einlochbidet

Bidet inklusive Halterungen zur Wandmontage.

Bidet à un trou au ras du mur

Bidet avec kit de fixation pour installation au ras du mur.

Bidé de un orificio contra la pared

Bidé completo de sistema de fijación para instalación contra la pared.

Биде с одним отверстием

Биде в комплекте с крепежом для пристенной установки.



WC YXVD

YOU6

ACCESSORI ACCESSORIES



Y0IQ
fissaggio orizzontale
horizontal fixing bolt



YH17
curva tecnica
PVC "s" trap convertor



YP64
raccordo scarico parete
PVC wall connection outlet



YXMQ (BI-White)
YXMR (CR-Chrome)
piletta con tappo "Up & Down"
drain siphon with "Up & Down" cap



YOMK 3/6 L
YOYN 3/6 L
cassetta MONOLITH
MONOLITH cistern

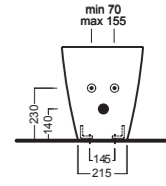
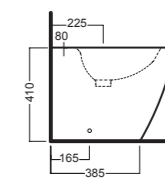
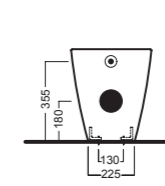
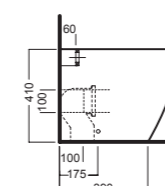
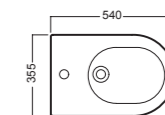
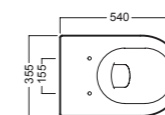


YXVX
sedile frenato
soft close seat cover



YXVY
sedile
seat cover

DISEGNO TECNICO TECHNICAL DESIGN



hatria

209

FUSION

355x540

Vaso sospeso senza fori laterali
Vaso sospeso completo di fissaggio speciale. Installazione con staffa universale per sospesi. Integrabile con sedile frenato o non frenato.

Wall hung wc without side holes
Wall-hung WC with special fixing element included. Mounted using universal bracket for wall-hung elements. Can be combined with soft-close or standard seat.

Hänge-Wc Ohne seitlichen Löchern
Hänge-Wc inklusive spezieller Halterung. Montage mit universeller Wandhalterung. Kann mit einem gebremsten oder nicht gebremsten Sitz ergänzt werden.

Cuvette suspendu sans trous latéraux
Cuvette suspendue dotée de fixation spéciale. Installation avec étrier universel pour éléments suspendus. A intégrer au abattant avec système frein de chute abattant au sans.

Inodoro suspendido sin orificios laterales
Inodoro suspendido completo sistema de fijación especial. Instalación con estribo universal para artefactos suspendidos. Integrable con asiento con caída amortiguada o no amortiguada.

Подвесной унитаз без боковых отверстий
Подвесной унитаз в комплекте с специальным крепежом. Установка с универсальным кронштейном для подвесной сантехники. Может быть укомплектована сиденьем с системой плавного закрывания крышки или с обычной крышкой.

Bidet sospeso monoforo senza fori laterali
Bidet sospeso completo di fissaggio speciale. Installazione con staffa universale per sospesi.


One hole wall hung bidet without side holes
One-hole wall hung bidet with special fixing element included. Mounted using universal bracket for wall-hung elements.

Einlochbidet wandhängend Ohne seitlichen Löchern
Wand-Bidet inklusive spezieller Halterung. Zur Montage mit universeller Wand-Halterung.

Bidet suspendu à un trou sans trous latéraux
Bidet suspendu avec kit de fixation spécial. Installation avec étrier universel pour éléments suspendus.

Bidè suspendido de un orificio sin orificios laterales
Bidè suspendido completo de sistema de fijación especial. Instalación con estribo universal para artefactos suspendidos.

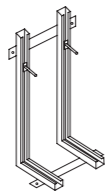
Подвесное биде с одним отверстием без боковых отверстий
Подвесное биде в комплекте со специальным крепежом. Установка с универсальным кронштейном для подвесной сантехники.



WC YXGQ

Y1D9

ACCESSORI ACCESSORIES



Y012
staffa universale per sospesi
universal wall hung bracket



YXVC
fissaggio speciale dal basso (L 140)
special fixing from the bottom (L 140)



YXMQ (BI-White)
YXMR (CR-Chrome)
piletta con tappo "Up & Down"
drain siphon with "Up & Down" cap

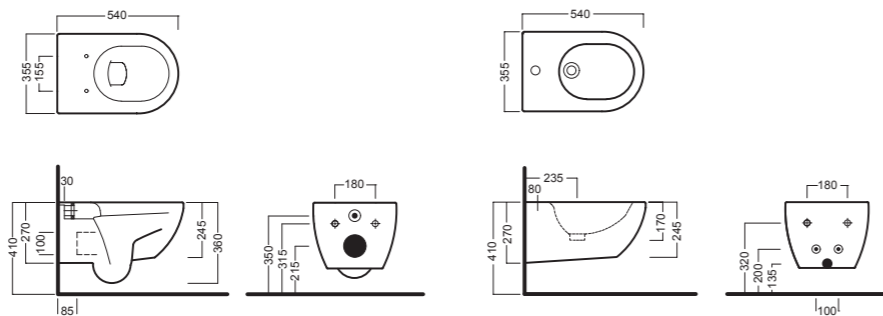


YXVX
sedile frenato
soft close seat cover



YXVY
sedile
seat cover

DISEGNO TECNICO TECHNICAL DESIGN



hatria

210

FUSION

RIMLESS WC

355x540

Vaso sospeso senza brida
Vaso sospeso senza brida, completo di fissaggio speciale. Installazione con staffa universale per sospesi. Integrabile con sedile frenato o non frenato. Senza fori laterali.

Wall hung rimless wc
Wall-hung rimless WC with special fixing element included. Mounted using universal bracket for wall-hung elements. Can be combined with soft close or standard seat. Without side holes.

Hänge- ohne Spülrand Wc
Hänge- ohne Spülrand Wc inklusive spezieller Halterung. Montage mit universeller Wandhalterung. Kann mit einem gebremsten oder nicht gebremsten Sitz ergänzt werden. Ohne seitlichen Löchern.

Cuvette suspend sans bride
Cuvette suspendue wsans bride dotee de fixation speciale. Installation avec etrier universel pour elements suspendus. A intégrer au abattant avec systeme frein de chute abattant au sans. Sans trous latéraux.

Inodoro suspendido sin canal de lavado
Inodoro suspendido sin canal de lavado completo sistema de fijación especial. Instalación con estribo universal para artefactos suspendidos. Integrable con asiento con caída amortiguada o no amortiguada. Sin orificios laterales.

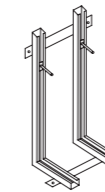
Унитаз подвесной без сливного кольца
Унитаз подвесной без сливного кольца в комплекте со специальным крепежом. Установка с универсальным кронштейном для подвесной сантехники. Может быть укомплектован сиденьем с системой плавного закрывания крышки или с обычной крышкой. Без боковых отверстий.




4,5 lt
hatria

WC Y1CC

ACCESSORI ACCESSORIES



Y012
staffa universale per sospesi
universal wall hung bracket



YXVC
fissaggio speciale dal basso (L 140)
special fixing from the bottom (L 140)

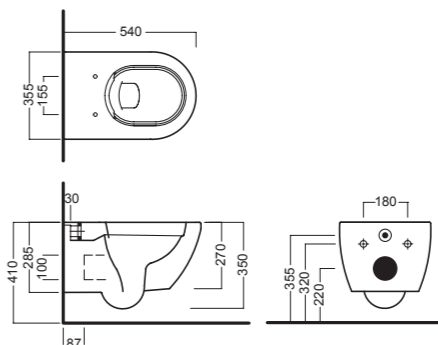


YXVX
sedile frenato
soft close seat cover



YXVY
sedile
seat cover

DISEGNO TECNICO TECHNICAL DESIGN



hatria

211

FUSION 48

350x480

Vaso sospeso senza fori laterali

Vaso sospeso completo di fissaggio speciale. Installazione con staffa universale per sospesi. Integrabile con sedile frenato.

Wall hung wc without side holes

Wall-hung WC with special fixing element included. Mounted using universal bracket for wall-hung elements. Can be combined with soft-close seat.

Hänge-Wc Ohne seitlichen Löchern

Hänge-Wc inklusive spezieller Halterung. Montage mit universeller Wandhalterung. Kann mit einem gebremsten Sitz ergänzt werden.

Cuvette suspendu sans trous latéraux

Cuvette suspendue dotée de fixation spéciale. Installation avec étrier universel pour éléments suspendus. A intégrer au abattant avec système frein de chute abattant.

Inodoro suspendido sin orificios laterales

Inodoro suspendido completo sistema de fijación especial. Instalación con estribo universal para artefactos suspendidos. Integrable con asiento con caída amortiguada.

Подвесной унитаз без боковых отверстий

Подвесной унитаз в комплекте с специальным крепежом. Установка с универсальным кронштейном для подвесной сантехники. Может быть укомплектована сиденьем с системой плавного закрытия крышки или.

Bidet sospeso monoforo senza fori laterali

Bidet sospeso completo di fissaggio speciale. Installazione con staffa universale per sospesi.

One hole wall hung bidet without side holes

One-hole wall hung bidet with special fixing included. Mounted using universal bracket for wall-hung elements.

Einlochbidet wandhängend Ohne seitlichen Löchern

Wand-Bidet inklusive spezieller Halterung. Zur Montage mit universeller Wand-Halterung.

Bidet suspendu à un trou sans trous latéraux

Bidet suspendu avec kit de fixation spécial. Installation avec étrier universel pour éléments suspendus.

Bidè suspendido de un orificio sin orificios laterales

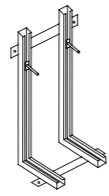
Bidè suspendido completo de sistema de fijación especial. Instalación con estribo universal para artefactos suspendidos.

Подвесное биде с одним отверстием без боковых отверстий

Подвесное биде в комплекте со специальным крепежом. Установка с универсальным кронштейном для подвесной сантехники.



ACCESSORI ACCESSORIES



Y012
staffa universale per sospesi
universal wall hung bracket



YXK9
fissaggio speciale dal basso (L 230)
special fixing from the bottom (L 230)

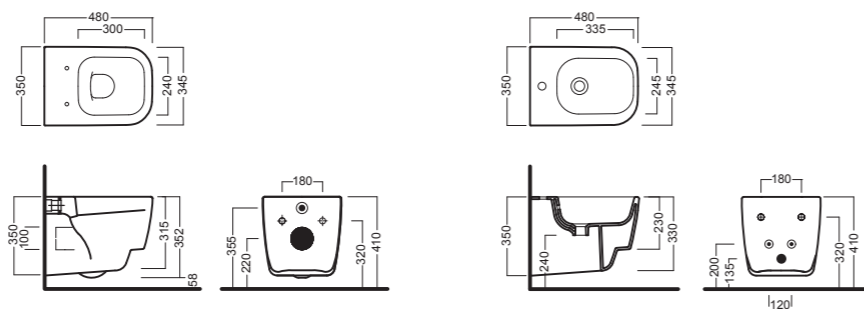


YXMQ (BI-White)
YXMR (CR-Chrome)
piletta con tappo "Up & Down"
drain siphon with "Up & Down" cap



YXB3
sedile frenato
soft close seat cover

DISEGNO TECNICO TECHNICAL DESIGN



hatria

FUSION 48

350x480

Vaso scarico universale filo muro con sedile frenato

Vaso scarico universale completo di sedile frenato, curva tecnica di scarico e fissaggio. Installazione a filo muro. Può essere abbinato alle cassette Monolith. Scarico utile 4,5 litri.

Back to wall WC with universal outlet and seat cover

Back to wall universal outlet WC, compatible with Monolith cistern, complete with soft close seat cover 4.5 litre flush.

WC mit Universal Abgang inklusive Sitz

WC mit Universal Abgang inklusive softclose-Sitz, technischer Ablauf-Kurve und Halterung. Zur Wandmontage. Kombinierbar mit WC-Kasten Monolith. Spülung 4,5 l.

Cuvette vidange universelle au ras du mur avec abattant

Cuvette vidange universelle avec siège avec système frein de chute abattant, tuyau coudé de vidange et kit de fixation. Installation au ras du mur. Elle peut être associée aux chasses d'eau Monolith. Quantité d'eau 4,5 litres.

Inodoro con descarga universal contra la pared completo de asiento

Inodoro con descarga universal, completo de asiento frenado, curva técnica de descarga y sistema de fijación. Instalación contra la pared. Puede ser combinado con las cisternas Monolith. Descarga útil de 4,5 litros

Унитаз с универсальным сливом

Унитаз с универсальным сливом, в комплекте с сиденьем, сливным коленом и крепежом. Пристенная установка. Может комбинироваться со смывными бачками серии Monolith. Полезный слив 4,5 литра.

Bidet monoforo filo muro

Bidet completo di fissaggi per installazione a filo muro.

Back-to-wall one hole bidet

Back-to-wall bidet, complete with fixing elements.

Einlochbidet

Bidet inklusive Halterungen zur Wandmontage.

Bidet à un trou au ras du mur

Bidet avec kit de fixation pour installation au ras du mur.

Bidè de un orificio contra la pared

Bidè completo de sistema de fijación para instalación contra la pared.

Биде с одним отверстием

Биде в комплекте с крепежом для пристенной установки.



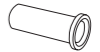
ACCESSORI ACCESSORIES



Y01Q
fissaggio orizzontale
horizontal fixing bolt



YH17
curva tecnica
PVC "s" trap convertor



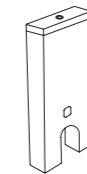
YP64
raccordo scarico parete
PVC wall connection outlet



YXMQ (BI-White)
YXMR (CR-Chrome)
piletta con tappo "Up & Down"
drain siphon with "Up & Down" cap

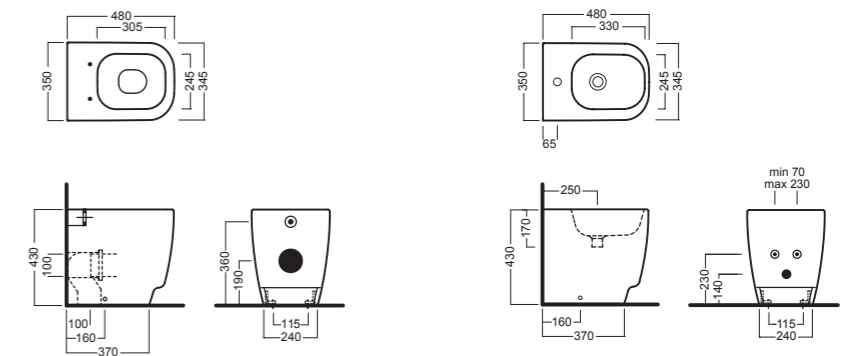


YXB3
sedile frenato
soft close seat cover



Y0MK 3/6 L
Y0YN 3/6 L
cassetta MONOLITH
MONOLITH cistern

DISEGNO TECNICO TECHNICAL DESIGN



hatria

FUSION Q

355x530

Vaso sospeso senza fori laterali

Vaso sospeso completo di fissaggio speciale. Installazione con staffa universale per sospesi. Integrabile con sedile frenato o non frenato.

Wall hung wc without side holes

Wall-hung WC with special fixing element included. Mounted using universal bracket for wall-hung elements. Can be combined with soft-close or standard seat.

Hänge-WC Ohne seitlichen Löchern

Hänge-WC inklusive spezieller Halterung. Montage mit universeller Wandhalterung. Kann mit einem gebremsten oder nicht gebremsten Sitz ergänzt werden.

Cuvette suspendu sans trous latéraux

Cuvette suspendue dotée de fixation spéciale. Installation avec étrier universel pour éléments suspendus. A intégrer au abattant avec système frein de chute abattant au sans.

Inodoro suspendido sin orificios laterales

Inodoro suspendido completo sistema de fijación especial. Instalación con estribo universal para artefactos suspendidos. Integrable con asiento con caída amortiguada o no amortiguada.

Подвесной унитаз без боковых отверстий

Подвесной унитаз в комплекте с специальным крепежом. Установка с универсальным кронштейном для подвесной сантехники. Может быть укомплектована сиденьем с системой плавного закрывания крышки или с обычной крышкой.

Bidet sospeso monoforo senza fori laterali

Bidet sospeso completo di fissaggio speciale. Installazione con staffa universale per sospesi.

One hole wall hung bidet without side holes

One-hole wall hung bidet with special fixing included. Mounted using universal bracket for wall-hung elements.

Einlochbidet wandhängend Ohne seitlichen Löchern

Wand-Bidet inklusive spezieller Halterung. Zur Montage mit universeller Wand-Halterung.

Bidet suspendu à un trou sans trous latéraux

Bidet suspendu avec kit de fixation spécial. Installation avec étrier universel pour éléments suspendus.

Bidè suspendido de un orificio sin orificios laterales

Bidè suspendido completo de sistema de fijación especial. Instalación con estribo universal para artefactos suspendidos.

Подвесное биде с одним отверстием без боковых отверстий

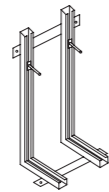
Подвесное биде в комплекте со специальным крепежом. Установка с универсальным кронштейном для подвесной сантехники.



WC YXWY

YXV8

ACCESSORI ACCESSORIES



Y012
staffa universale per sospesi
universal wall hung bracket



YXVC
fissaggio speciale dal basso (L 140)
special fixing from the bottom (L 140)



YXMQR (BI-White)
YXMCR (CR-Chrome)
piletta con tappo "Up & Down"
drain siphon with "Up & Down" cap

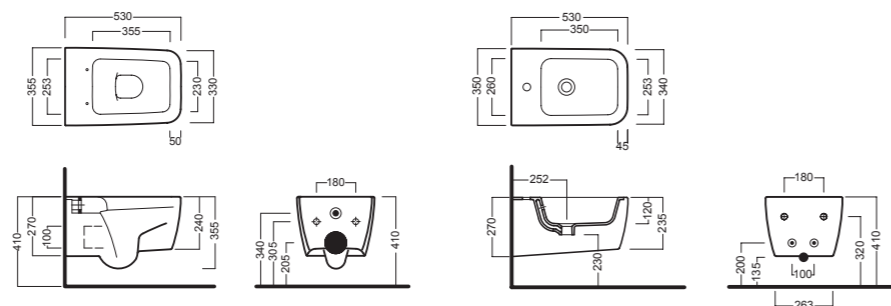


YXVZ
sedile frenato
soft close seat cover



YXWN
sedile
seat cover

DISEGNO TECNICO TECHNICAL DESIGN



hatria

214

FUSION

ORINATOIO SOSPESO WALL HUNG URINAL

685x325

• tradizionale:

completo di fissaggi, morsetto e raccordo. Sifone di scarico non incluso.

• con predisposizione coperchio:

coperchio in poliestere (YXCR) e sifone di scarico (YXFI) non inclusi.

• con fotocellula:

con fotocellula "all in one" a batteria (YXC1) o a corrente elettrica (YXEW). Completo di staffa, rubinetto e sifone di scarico.

• traditional:

complete with fixing element, clamp and inlet pipe. Urinal trap not included.

• to which a cover can be fitted:

polyester cover (YXCR) and urinal trap (YXFI) not included.

• with photocell:

with "all in one" with battery-operated (YXC1) or electric photocell (YXEW). Complete with bracket, tap and urinal trap.

• traditionell:

inklusive Halterung, Klemme und Anschluss. Ablaufsiphon nicht inbegriffen.

• mit Deckelvorrichtung:

deckel in Polyester (YXCR) und Ablaufsiphon (YXFI) nicht inbegriffen.

• mit Fotozelle:

mit Fotozelle "all in one" batterie- (YXC1) oder strombetrieben (YXEW). Inklusive Halterung, Armatur und Ablaufsiphon.

• tradicional:

avec système de fixations, étrier et raccord. Siphon non compris.

• avec possibilité d'abattant:

abattant en polyester (YXCR) et siphon (YXFI) non compris.

• avec photocellule:

avec photocellule "all in one" (tout en un) à pile (YXC1) ou sur secteur (YXEW). Livré avec étrier, robinet et siphon de vidange.

• tradicional:

completo de sistema de fijación, abrazadera y racor. Sifón de descarga no incluido.

• puede llevar tapa:

tapa de poliéster (YXCR) y sifón de descarga (YXFI) no incluidos.

• con fotocélula:

con fotocélula "all in one", a batería (YXC1) o corriente eléctrica (YXEW). Completo de estribo, grifo y sifón de descarga.


• традиционный:

комплекте с крепежом, зажимом и фитингом. Сливной сифон не входит в комплект.

с отверстиями под крышку: пластиковая крышка (YXCR) и сливной сифон не входят (YXFI) в комплект.

• с фотодатчиком:

с фотодатчиком "all in one", работающий от батареи или (YXC1) от электрической сети (YXEW). В комплекте кронштейн, кран и сливной сифон.



YXC3

YXE1

YXC1
YXEW

ACCESSORI ACCESSORIES



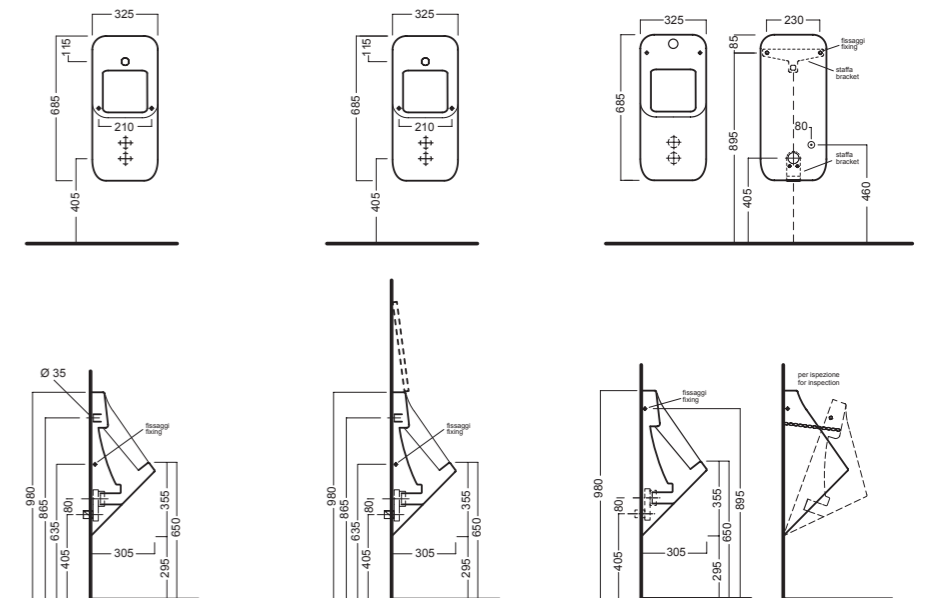
YXFI
sifone di scarico GEBERIT
GEBERIT drain trap

✓ (solo in YXC1-YXEW)
(only in YXC1-YXEW)



YXZR
coperchio
cover

DISEGNO TECNICO TECHNICAL DESIGN



hatria

215

HAPPY HOUR 02:00

475x475

Lavabo da installare in appoggio su piano o su base SLIDING Wood System.

Surface-mounted washbasin. Can be installed on SLIDING Wood System base unit.

Washbecken zur Montage aufliegend oder mit SLIDING Wood System.

Lavabo à installer avec bord de vasque apparent sur plan de toilette ou avec SLIDING Wood System.

Lavabo a instalar sobre una encimera o con SLIDING Wood System.

Накладной умывальник устанавливается на полку или на SLIDING Wood System.



Y0M6

INSTALLAZIONE INSTALLATION

in appoggio
surface-mounted



su base lavabo SLIDING WOOD SYSTEM
on SLIDING WOOD SYSTEM sink base unit



ACCESSORI ACCESSORIES

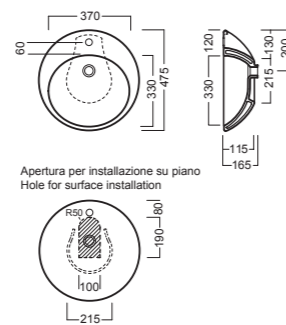


YXMY
sifone di scarico
drain trap

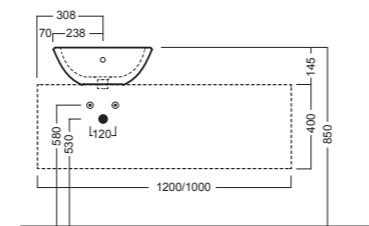


YXMQ (BI-White)
YXMR (CR-Chrome)
piletta con tappo "Up & Down"
drain siphon with "Up & Down" cap

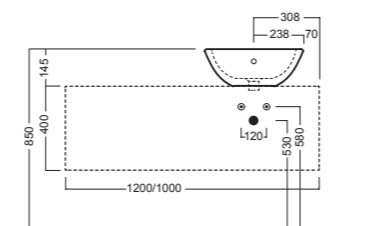
DISEGNO TECNICO TECHNICAL DESIGN



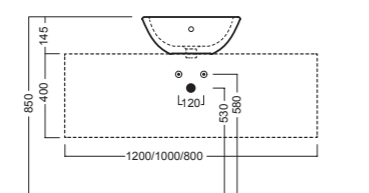
Apertura per installazione su piano
Hole for surface installation



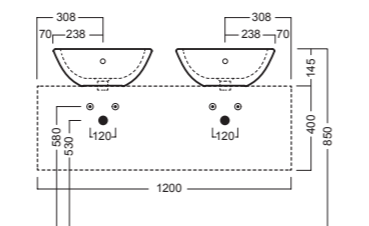
SLIDING wood system_taglio 3 sx - cut 3 lh



SLIDING wood system_taglio 3 dx - cut 3 rh



SLIDING wood system_taglio 3 centrale - cut 3 central



SLIDING wood system_taglio 4 doppio - cut 4 double

hatria

216

HAPPY HOUR 03:00

470x470

Lavabo da installare in appoggio su piano o su base SLIDING Wood System.

Surface-mounted washbasin. Can be installed on SLIDING Wood System base unit.

Washbecken zur Montage aufliegend oder mit SLIDING Wood System.

Lavabo à installer avec bord de vasque apparent sur plan de toilette ou avec SLIDING Wood System.

Lavabo a instalar sobre una encimera o con SLIDING Wood System.

Накладной умывальник устанавливается на полку или на SLIDING Wood System.



YXSJ

INSTALLAZIONE INSTALLATION

in appoggio
surface-mounted



su base lavabo SLIDING WOOD SYSTEM
on SLIDING WOOD SYSTEM sink base unit



ACCESSORI ACCESSORIES

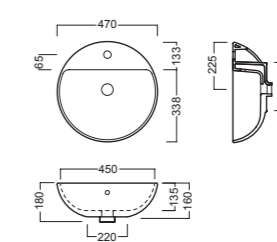


YXMY
sifone di scarico
drain trap

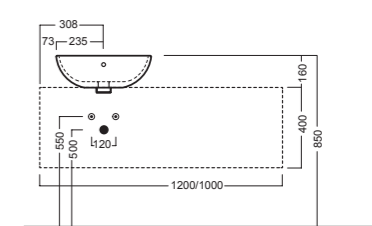


YXMQ (BI-White)
YXMR (CR-Chrome)
piletta con tappo "Up & Down"
drain siphon with "Up & Down" cap

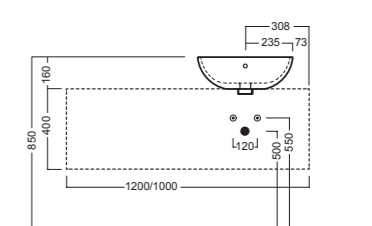
DISEGNO TECNICO TECHNICAL DESIGN



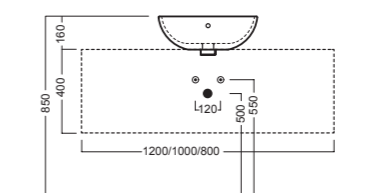
Apertura per installazione su piano
Hole for surface installation



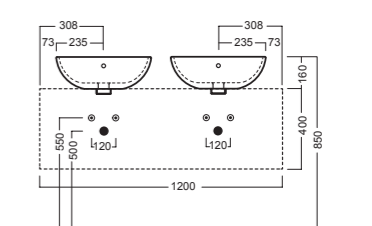
SLIDING wood system_taglio 3 sx - cut 3 lh



SLIDING wood system_taglio 3 dx - cut 3 rh



SLIDING wood system_taglio 3 centrale - cut 3 central



SLIDING wood system_taglio 4 doppio - cut 4 double

hatria

217

HAPPY HOUR 10:00

398x398

Lavabo da installare in appoggio su piano o su base SLIDING Wood System.
Senza troppopieno.

Surface-mounted washbasin. Can be installed on SLIDING Wood System base unit.
No overflow.

Washbecken zur Montage aufliegend oder mit SLIDING Wood System. Ohne Überlauf.

Lavabo à installer avec bord de vasque apparent sur plan de toilette ou avec SLIDING Wood System. Sans trop-plein.

Lavabo a instalar sobre una encimera o con SLIDING Wood System. Sin rebosadero.

Накладной умывальник устанавливается на полку или на SLIDING Wood System. Без перелива.



Y0QR

INSTALLAZIONE INSTALLATION

in appoggio
surface-mounted



su base lavabo SLIDING WOOD SYSTEM
on SLIDING WOOD SYSTEM sink base unit



ACCESSORI ACCESSORIES

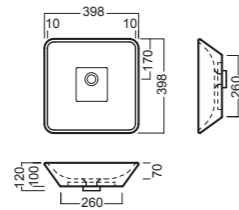


YXMY
sifone di scarico
drain trap

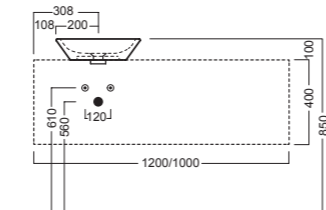
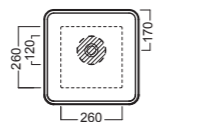


YXMN (BI-White)
YXMP (CR-Chrome)
piletta a scarico libero
free outlet drain siphon

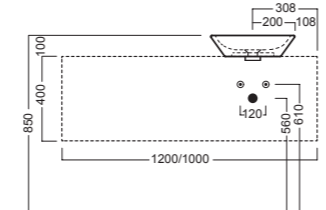
DISEGNO TECNICO TECHNICAL DESIGN



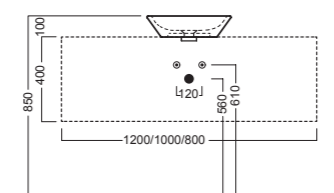
Apertura per installazione su piano
Hole for surface installation



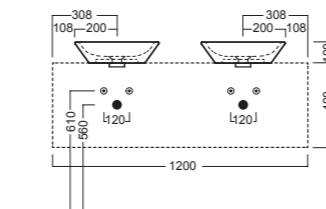
SLIDING wood system_taglio 3 sx - cut 3 lh



SLIDING wood system_taglio 3 dx - cut 3 rh



SLIDING wood system_taglio 3 centrale - cut 3 central



SLIDING wood system_taglio 4 doppio - cut 4 double

hatria

218

HAPPY HOUR 17:00

550x405

Lavabo da installare in appoggio su piano o su base SLIDING Wood System.
Senza troppopieno.

Surface-mounted washbasin. Can be installed on SLIDING Wood System base unit.
No overflow.

Washbecken zur Montage aufliegend oder mit SLIDING Wood System. Ohne Überlauf.

Lavabo à installer avec bord de vasque apparent sur plan de toilette ou avec SLIDING Wood System. Sans trop-plein.

Lavabo a instalar sobre una encimera o con SLIDING Wood System. Sin rebosadero.

Накладной умывальник устанавливается на полку или на SLIDING Wood System. Без перелива.



Y0QQ

INSTALLAZIONE INSTALLATION

in appoggio
surface-mounted



su base lavabo SLIDING WOOD SYSTEM
on SLIDING WOOD SYSTEM sink base unit



ACCESSORI ACCESSORIES

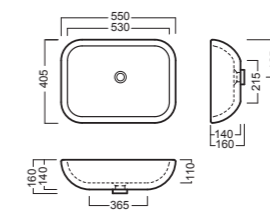


YXMY
sifone di scarico
drain trap

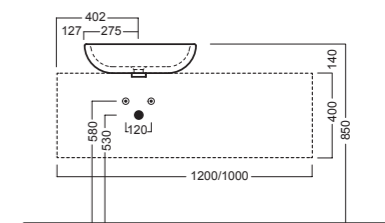
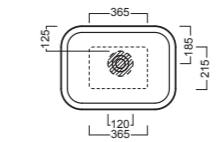


YXMN (BI-White)
YXMP (CR-Chrome)
piletta a scarico libero
free outlet drain siphon

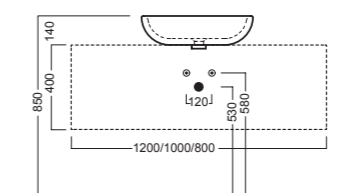
DISEGNO TECNICO TECHNICAL DESIGN



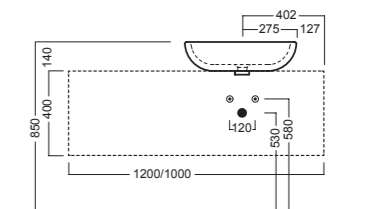
Apertura per installazione su piano
Hole for surface installation



SLIDING wood system_taglio 2 sx - cut 2 lh



SLIDING wood system_taglio 2 centrale - cut 2 central



SLIDING wood system_taglio 2 dx - cut 2 rh

hatria

219

HAPPY HOUR 09:00

480x480

Lavabo sospeso a muro, completo di fissaggi.
Può essere installato in appoggio su piano.

Wall-hung washbasin, complete with fixing
elements. Can also be surface-mounted.

Wand-Waschbecken, inklusive Halterungen.
Auch zur Montage aufliegend.

Lavabo suspendu au mur, livré avec kit de
fixation. Installable aussi avec bord de vasque
apparent sur plan de toilette.

Lavabo suspendido en la pared, completo de
sistema de fijación. También puede ser instalado
sobre una encimera, o bien.

Подвесной настенный умывальник в
комплекте с крепежом. Может также
устанавливаться на полку.



Y0M7

INSTALLAZIONE INSTALLATION

sospeso
wall hung



in appoggio
surface-mounted



ACCESSORI ACCESSORIES



YR47
fissaggio lavabo
fixing bolt for washbasin

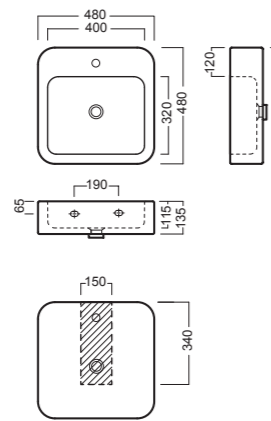


YXMY
sifone di scarico
drain trap



YXMQ (BI-White)
YXMR (CR-Chrome)
piletta con tappo "Up & Down"
drain siphon with "Up & Down" cap

DISEGNO TECNICO TECHNICAL DESIGN



Apertura per installazione su piano
Hole for surface installation

hatria
220

HAPPY HOUR 09:30

480x480

Lavabo da installare in appoggio da semincasso
su piano.

Washbasin, to be installed for semi-built-in
surface mounting.

Halbeinbau-Waschbecken, zur Montage
aufliegend.

Lavabo à installer à vasque semi-intégrée.

Lavabo, puede ser instalado semi-empotrado
sobre una encimera.

Умывальник, может иметь накладную и
полувстроенную установку в полку.



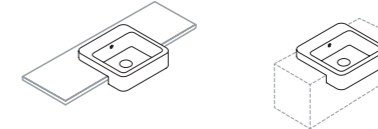
Y0M8

INSTALLAZIONE INSTALLATION

semincasso
half-built in



esempi di montaggio
mounting examples



ACCESSORI ACCESSORIES

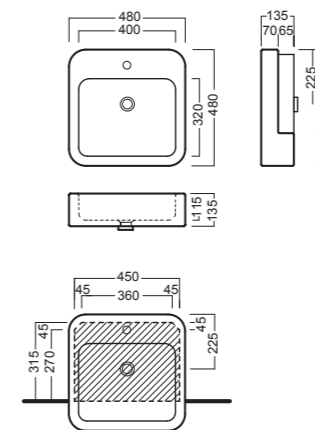


YXMY
sifone di scarico
drain trap



YXMQ (BI-White)
YXMR (CR-Chrome)
piletta con tappo "Up & Down"
drain siphon with "Up & Down" cap

DISEGNO TECNICO TECHNICAL DESIGN



Apertura per installazione su piano
Hole for surface installation

hatria
221

HAPPY HOUR 07:00

440x440

Lavabo da installare in appoggio su piano o su base SLIDING Wood System.
Senza troppopieno.


Surface-mounted washbasin. Can be installed on SLIDING Wood System base unit.
No overflow.

Waschbecken zur Montage aufliegend oder mit SLIDING Wood System. Ohne Überlauf.

Lavabo à installer avec bord de vasque apparent sur plan de toilette ou avec SLIDING Wood System. Sans trop-plein.

Lavabo a instalar sobre una encimera o con SLIDING Wood System. Sin rebosadero.

Накладной умывальник устанавливается на полку или на SLIDING Wood System. Без перелива.



INSTALLAZIONE INSTALLATION

in appoggio
surface-mounted



su base lavabo SLIDING WOOD SYSTEM
on SLIDING WOOD SYSTEM sink base unit



ACCESSORI ACCESSORIES

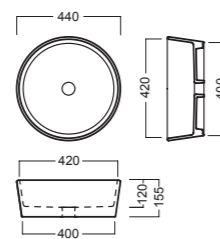


YXMY
sifone di scarico
drain trap

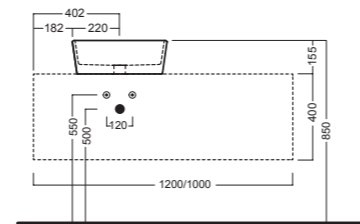


YXMN (BI-White)
YXMP (CR-Chrome)
piletta a scarico libero
free outlet drain siphon

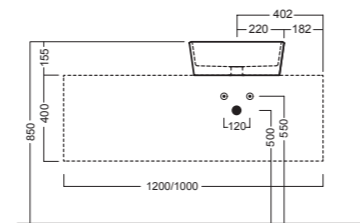
DISEGNO TECNICO TECHNICAL DESIGN



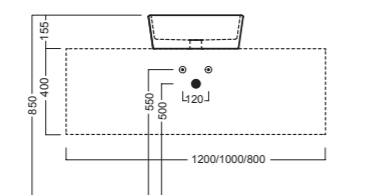
Apertura per installazione su piano
Hole for surface installation



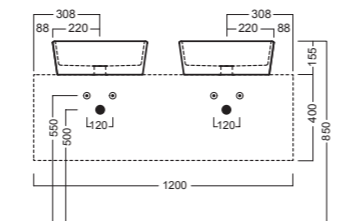
SLIDING wood system_taglio 2 sx - cut 2 lh



SLIDING wood system_taglio 2 dx - cut 2 rh



SLIDING wood system_taglio 2 centrale - cut 2 central



SLIDING wood system_taglio 4 doppio - cut 4 double

● BIANCO
WHITE

● VERDE NOTTE
NIGHT GREEN

● ROSA ANTICO
OLD ROSE

hatria

222

HAPPY HOUR 11:00

500x380

Lavabo da installare in appoggio su piano o su base SLIDING Wood System.
Senza troppopieno.

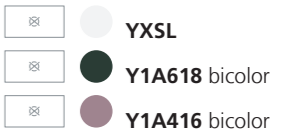

Surface-mounted washbasin. Can be installed on SLIDING Wood System base unit.
No overflow.

Waschbecken zur Montage aufliegend oder mit SLIDING Wood System. Ohne Überlauf.

Lavabo à installer avec bord de vasque apparent sur plan de toilette ou avec SLIDING Wood System. Sans trop-plein.

Lavabo a instalar sobre una encimera o con SLIDING Wood System. Sin rebosadero.

Накладной умывальник устанавливается на полку или на SLIDING Wood System. Без перелива.



INSTALLAZIONE INSTALLATION

in appoggio
surface-mounted



su base lavabo SLIDING WOOD SYSTEM
on SLIDING WOOD SYSTEM sink base unit



ACCESSORI ACCESSORIES

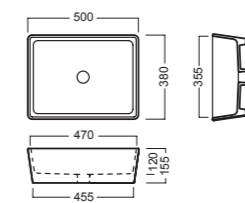


YXMY
sifone di scarico
drain trap

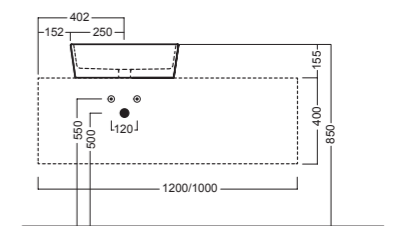
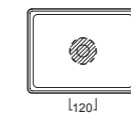


YXMN (BI-White)
YXMP (CR-Chrome)
piletta a scarico libero
free outlet drain siphon

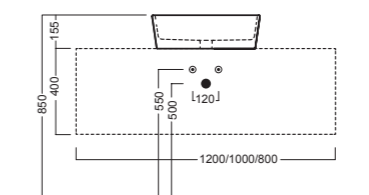
DISEGNO TECNICO TECHNICAL DESIGN



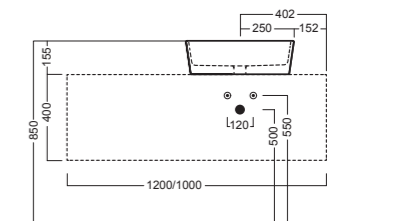
Apertura per installazione su piano
Hole for surface installation



SLIDING wood system_taglio 2 sx - cut 2 lh



SLIDING wood system_taglio 2 centrale - cut 2 central



SLIDING wood system_taglio 2 dx - cut 2 rh

● BIANCO
WHITE

● VERDE NOTTE
NIGHT GREEN

● ROSA ANTICO
OLD ROSE

hatria

223

HAPPY HOUR 07:00 _Trilogy Gold edition

440x440

Lavabo da installare in appoggio su piano o su base SLIDING Wood System.
Senza troppopieno.
Oro giallo, Oro Bianco, Oro rosso 24 K.


Surface-mounted washbasin. Can be installed on SLIDING Wood System base unit.
No overflow.
Yellow gold, white gold, red gold 24 K.

Washbecken zur Montage aufliegend oder mit SLIDING Wood System. Ohne Überlauf.
Gelbgold, weisgold, rotgold 24 K.

Lavabo à installer avec bord de vasque apparent sur plan de toilette ou avec SLIDING Wood System. Sans trop-plein.
Or jaune, or blanc, or rose 24 K.

Lavabo a instalar sobre una encimera o con SLIDING Wood System. Sin rebosadero.
Oro amarillo, oro blanco, oro rojo 24 K.

Накладной умывальник устанавливается на полку или на SLIDING Wood System. Без перелива. Желтое золото, белое золото, красное золото 24 K.



INSTALLAZIONE INSTALLATION

in appoggio
surface-mounted



su base lavabo SLIDING WOOD SYSTEM
on SLIDING WOOD SYSTEM sink base unit



ACCESSORI ACCESSORIES

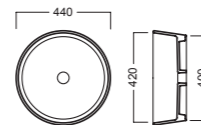


YXMY
sifone di scarico
drain trap

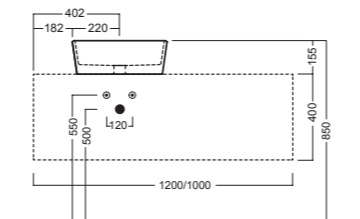
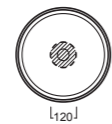


YXMN (BI-White)
YXMP (CR-Chrome)
piletta a scarico libero
free outlet drain siphon

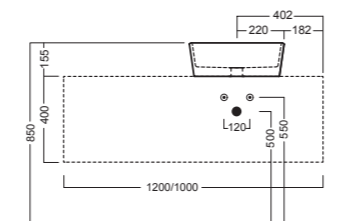
DISEGNO TECNICO TECHNICAL DESIGN



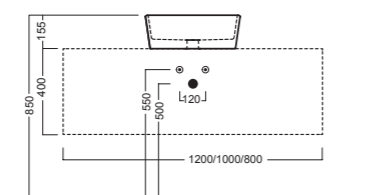
Apertura per installazione su piano
Hole for surface installation



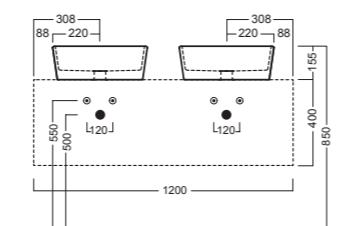
SLIDING wood system_taglio 2 sx - cut 2 lh



SLIDING wood system_taglio 2 dx - cut 2 rh



SLIDING wood system_taglio 2 centrale - cut 2 central



SLIDING wood system_taglio 4 doppio - cut 4 double

ORO GIALLO
YELLOW GOLD
ORO BIANCO
WHITE GOLD
ORO ROSSO
RED GOLD

hatria

224

HAPPY HOUR 22:00

700x400

Lavabo da installare in appoggio su piano o su base SLIDING Wood System.

Surface-mounted washbasin. Can be installed on SLIDING Wood System base unit.

Washbecken zur Montage aufliegend oder mit SLIDING Wood System.

Lavabo à installer avec bord de vasque apparent sur plan de toilette ou avec SLIDING Wood System.

Lavabo a instalar sobre una encimera o con SLIDING Wood System.

Накладной умывальник устанавливается на полку или на SLIDING Wood System.



Y0M9

INSTALLAZIONE INSTALLATION

in appoggio
surface-mounted



su base lavabo SLIDING WOOD SYSTEM
on SLIDING WOOD SYSTEM sink base unit



ACCESSORI ACCESSORIES

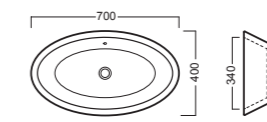


YXMY
sifone di scarico
drain trap

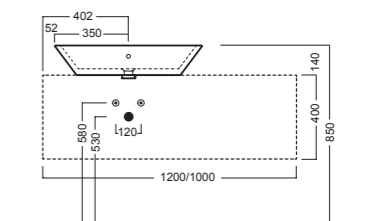
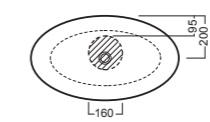


YXMQ (BI-White)
YXMR (CR-Chrome)
piletta con tappo "Up & Down"
drain siphon with "Up & Down" cap

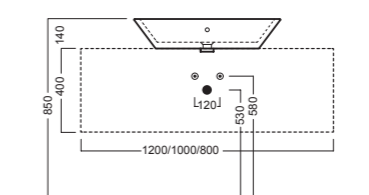
DISEGNO TECNICO TECHNICAL DESIGN



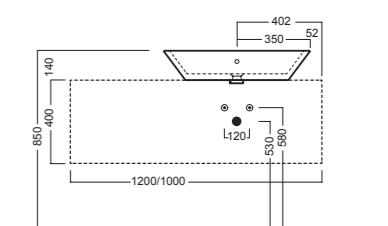
Apertura per installazione su piano
Hole for surface installation



SLIDING wood system_taglio 2 sx - cut 2 lh



SLIDING wood system_taglio 2 centrale - cut 2 central



SLIDING wood system_taglio 2 dx - cut 2 rh

hatria

225

HAPPY HOUR 07:15

440x440

Lavabo ad incasso. Installazione sotto il piano del mobile. Senza troppopieno.

Countertop washbasin. To be installed under the vanity units. Without overflow.

Einbauwashtisch. Montage unterm Möbelstück. Ohne Überlauf.

Vasques à encastrer sous plan de toilette. Sans trop-plein.

Lavabo de encastre. Para instalar bajo encimera del mueble. Sin rebosadero.

Встроенный умывальник. Установка под мебельную столешницу; без перелива.



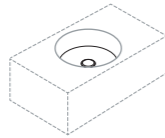
YXSP

INSTALLAZIONE INSTALLATION

incasso sottopiano
built under



esempi di montaggio
mounting examples



ACCESSORI ACCESSORIES



YXST
fissaggio sottopiano
undercounter special fixing

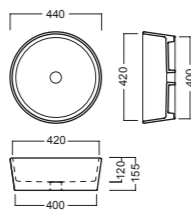


YXMY
sifone di scarico
drain trap



YXMN (BI-White)
YXMP (CR-Chrome)
piletta a scarico libero
free outlet drain siphon

DISEGNO TECNICO TECHNICAL DESIGN



Apertura per installazione su piano
Hole for surface installation



HAPPY HOUR 11:15

500x380

Lavabo ad incasso. Installazione sotto il piano del mobile. Senza troppopieno.

Countertop washbasin. To be installed under the vanity units. Without overflow.

Einbauwashtisch. Montage unterm Möbelstück. Ohne Überlauf.

Vasques à encastrer sous plan de toilette. Sans trop-plein.

Lavabo de encastre. Para instalar bajo encimera del mueble. Sin rebosadero.

Встроенный умывальник. Установка под мебельную столешницу; без перелива.



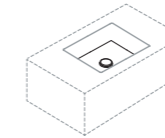
YXSQ

INSTALLAZIONE INSTALLATION

incasso sottopiano
built under



esempi di montaggio
mounting examples



ACCESSORI ACCESSORIES



YXST
fissaggio sottopiano
undercounter special fixing

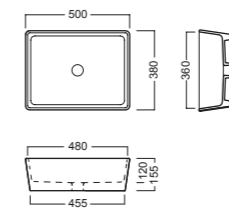


YXMY
sifone di scarico
drain trap

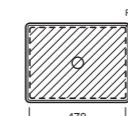


YXMN (BI-White)
YXMP (CR-Chrome)
piletta a scarico libero
free outlet drain siphon

DISEGNO TECNICO TECHNICAL DESIGN



Apertura per installazione su piano
Hole for surface installation



LE FIABE

1000x485

Lavabo sospeso a muro. Monoforo.
Installabile anche su mobile.

Wall-hung washbasin. One hole.
Can also be mounted on a custom made furniture.

Waschbecken wandhängend. Ein Loch.
Zur Montage auch auf Bademöbeln.

Lavabos suspendu au mur. Monotrou.
Installables aussi avec bord de vasque apparent sur meuble.

Lavabos para instalar suspendido en la pared o sobre un mueble. 1 orifi cio para grifería.

Подвесной настенный умывальник.
Одно отверстие. Может также устанавливаться.



● Y1BQ

●● Y1EB

INSTALLAZIONE INSTALLATION

sospeso
wall hung



su mobile
on a custom-made furniture



su mobile LE FIABE 100
on LE FIABE 100 furniture



ACCESSORI ACCESSORIES



YR47
fissaggio lavabo
fixing for washbasin



YXBK
semicolonna
siphon cover



YXMY
sifone di scarico
drain trap



Y1B9 (Bi-White)
Y1BA (CR-Chrome)
piletta con tappo "Up & Down"
dual siphon with "Up & Down" cap
Ø 72 mm



Y1C991
mobile 100 wengè - cassetto wengè
furniture 100 wengè - wengè drawer



Y1C791
mobile 100 wengè - cassetto bianco
furniture 100 wengè - white drawer



Y1CA
mobile 100 bianco - cassetto bianco
furniture 100 nut - white drawer

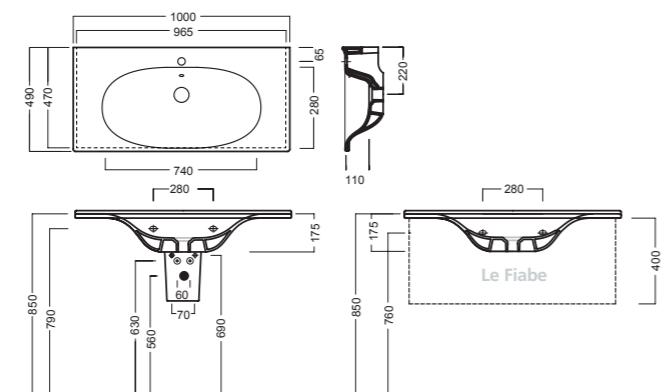


Y1C692
mobile 100 noce - cassetto noce
furniture 100 nut - nut drawer



Y1C892
mobile 100 noce - cassetto bianco
furniture 100 nut - white drawer

DISEGNO TECNICO TECHNICAL DESIGN



hatria

228

LE FIABE

810x485

Lavabo sospeso a muro. Monoforo.
Installabile anche su mobile.

Wall-hung washbasin. One hole.
Can also be mounted on a custom made furniture.

Waschbecken wandhängend. Ein Loch.
Zur Montage auch auf Bademöbeln.

Lavabos suspendu au mur. Monotrou.
Installables aussi avec bord de vasque apparent sur meuble.

Lavabos para instalar suspendido en la pared o sobre un mueble. 1 orifi cio para grifería.

Подвесной настенный умывальник.
Одно отверстие. Может также устанавливаться.



● Y1AB

●● Y1EA

INSTALLAZIONE INSTALLATION

sospeso
wall hung



su mobile
on a custom-made furniture



su mobile LE FIABE 80
on LE FIABE 80 furniture



ACCESSORI ACCESSORIES



YR47
fissaggio lavabo
fixing for washbasin



YXBK
semicolonna
siphon cover



YXMY
sifone di scarico
drain trap



Y1B9 (Bi-White)
Y1BA (CR-Chrome)
piletta con tappo "Up & Down"
dual siphon with "Up & Down" cap
Ø 72 mm



Y1AK91
mobile 80 wengè - cassetto wengè
furniture 80 wengè - wengè drawer



Y1AL91
mobile 80 wengè - cassetto bianco
furniture 80 wengè - white drawer



Y1BY
mobile 80 bianco - cassetto bianco
furniture 80 nut - white drawer



Y1AM92
mobile 80 noce - cassetto noce
furniture 80 nut - nut drawer



Y1AP92
mobile 80 noce - cassetto bianco
furniture 80 nut - white drawer

790x470x400h

Mobile contenitore sottolavabo ad 1 cassetto.
Disponibile in due finiture: noce e wengè,
con cassetto nella stessa finitura oppure
laccato bianco.

One-drawer furniture. Available in two finishes:
nut and wengè, with glossy white drawer or in the
same finishes.

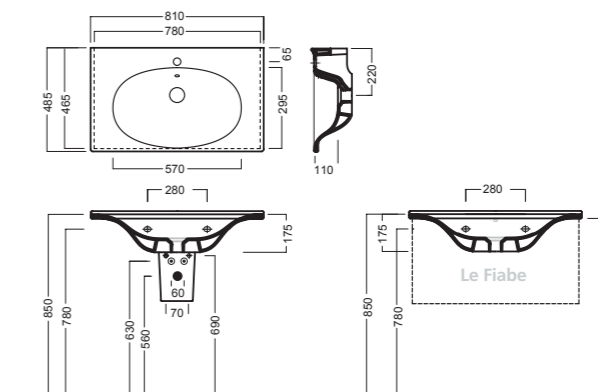
Bademöbel mit 1 Schubladen. Erhältlich in zwei
Ausführungen: Nussbaum und Wenge, mit
Schublade in der gleichen Ausführung oder weiß
lackiert.

Cabinet de toilette avec 1 tiroir. Disponible en deux
finitions: noyer et wengé, avec tiroir dans la même
finition ou laqué blanc.

Mueble bajo lavabo con 1 cajón. Disponible en dos
acabados: nogal y wengué, con cajón en el mismo
acabado o en blanco lacado.

Шкаф туалет с 1 ящика. Выпускается в двух
вариантах отделки: грецкого ореха и венге, с
выдвижным ящиком в той же отделкой или
лакированный белый.

DISEGNO TECNICO TECHNICAL DESIGN



hatria

229

LE FIABE

600x485

Lavabo sospeso a muro. Monoforo.
Installabile anche su mobile.

Wall-hung washbasin. One hole.
Can also be mounted on a custom
made furniture.

Waschbecken wandhängend. Ein Loch.
Zur Montage auch auf Bademöbeln.

Lavabos suspendu au mur. Monotrou.
Installables aussi avec bord de vasque
apparent sur meuble.

Lavabos para instalar suspendido en la pared
o sobre un mueble. 1 orificio para grifería.

Подвесной настенный умывальник.
Одно отверстие. Может также
устанавливаться.

600x470x400h

Mobile contenitore sottolavabo ad 1 cassetto.
Disponibile in due finiture: noce e wengè,
con cassetto nella stessa finitura oppure
laccato bianco.

One-drawer furniture. Available in two finishes:
nut and wengè, with glossy white drawer or in the
same finishes.

Badmöbel mit 1 Schubladen. Erhältlich in zwei
Ausführungen: Nussbaum und Wenge, mit
Schublade in der gleichen Ausführung oder weiß
lackiert.

Cabinet de toilette avec 1 tiroir. Disponible en deux
finitions: noyer et wengé, avec tiroir dans la même
finition ou laqué blanc.

Mueble bajo lavabo con 1 cajón. Disponible en dos
acabados: nogal y wengué, con cajón en el mismo
acabado o en blanco lacado.

Шкаф туалет с 1 ящика. Выпускается в двух
вариантах отделки: грецкого ореха и венге, с
выдвижным ящиком в той же отделкой или
лакированный белый.



Y1BR

Y1E9

INSTALLAZIONE INSTALLATION

sospeso
wall hung



su mobile
on a custom-made furniture



su mobile LE FIABE 60
on LE FIABE 60 furniture



ACCESSORI ACCESSORIES



YR47
fissaggio lavabo
fixing for washbasin



YXBK
semicolonna
siphon cover



YXMY
sifone di scarico
drain trap



Y1B9 (Bi-White)
Y1BA (CR-Chrome)
piletta con tappo "Up & Down"
dual siphon with "Up & Down" cap
Ø 72 mm



Y1C491
mobile 60 wengè - cassetto wengè
furniture 60 wengè - wengè drawer



Y1C091
mobile 60 wengè - cassetto bianco
furniture 60 wengè - white drawer



Y1C5
mobile 60 bianco - cassetto bianco
furniture 60 nut - white drawer

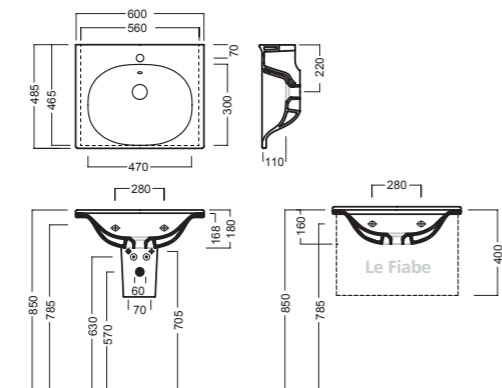


Y1BZ92
mobile 60 noce - cassetto noce
furniture 60 nut - nut drawer



Y1C392
mobile 60 noce - cassetto bianco
furniture 60 nut - white drawer

DISEGNO TECNICO TECHNICAL DESIGN



hatria

230

LE FIABE

370x555

Vaso scarico universale-traslato, filo muro
senza fori laterali

Vaso scarico universale con scarico variabile,
per installazione a filo muro. Completo di
fissaggio. Integrabile con sedile frenato o non
frenato.

Shifted-universal outlet back to wall wc
without side holes

Universal outlet WC with adjustable floor
outlet. Back-to-wall installation. Complete
with fixing not included. Can be combined
with soft-close or standard seat.

WC mit Universal senkrechten oder
waagerechtem Abgang Ohne seitlichen
Löchern

WC mit Universal senkrechten oder
waagerechtem Abgang, komplett
mit Halterungen. Kann mit einem gebremsten
oder nicht gebremsten Sitz ergänzt werden.

Cuvette vidange universelle ras du mur sans
trous latéraux

Cuvette vidange au sol universelle avec
fixation. Installation au ras du mur.
A intégrer au abattant avec système frein de
chute abattant au sans.

Inodoro con descarga universal variable
contra la pared sin orificios laterales

Inodoro con descarga universal de tierra
variable. Completo de fijación. Instalación
contra la pared. Integrable con asiento con
caída amortiguada o no amortiguada.

Ваза универсальная розетка
сдвинутый, заподлицо со стеной без
боковых отверстий

Ваза с универсальным выходе переменной
выхлопной, для Установка заподлицо
со стеной. В комплекте с крепежом.
Интегрируется с тормозами сиденье или
без тормозов.

Bidet monoforo filo muro senza fori laterali
Bidet completo di fissaggi per installazione a
filo muro.

Back-to-wall one hole bidet without side
holes

Back-to-wall bidet, complete with fixing
elements.

Einlochbidet Ohne seitlichen Löchern
Bidet inklusive Halterungen zur
Wandmontage.

Bidet à un trou au ras du mur sans trous
latéraux

Bidet avec kit de fixation pour installation au
ras du mur.

Bidé de un orificio contra la pared sin
orificios laterales

Bidé completo de sistema de fijación para
instalación contra la pared.

Биде с одним отверстием без боковых
отверстий

Биде в комплекте с крепежом для
пристенной установки.

vaso scarico traslato / shifted outlet wc_PURE FIX

open bidet_PURE FIX



4,5 ft
Autista

WC Y1E2

Y1DZ

ACCESSORI ACCESSORIES



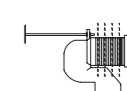
Y1DR
fissaggio nascosto per vasi e bidet
filo muro senza fori laterali
blind fixing for back to wall wc and
bidet without side holes



YOEN
curva tecnica con kit
di fissaggio a parete
PVC "s" trap convertor
with wall fixing



Y1CF
Curva tecnica speciale
ad "L" tagliabile
Cut to size special PVC
"L" trap convertor



YXME
Curva tecnica
speciale tagliabile
Cut to size special PVC
"s" trap convertor



YXWW
sedile frenato
soft close seat cover



YXWX
sedile
seat cover



YP64
raccordo
scarico parete
PVC wall
connected

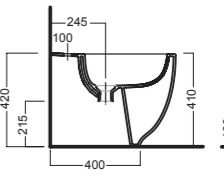
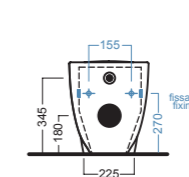
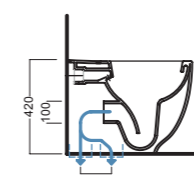
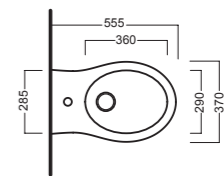
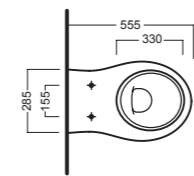


Y1CE
Raccordo eccentrico
per ingresso acqua (±15)
Eccentric pipe for water
inlet (±15)



Y1B9 (Bi-White)
Y1BA (CR-Chrome)
piletta con tappo
"Up & Down"
dual siphon with
"Up & Down" cap
Ø 72 mm

DISEGNO TECNICO TECHNICAL DESIGN



vedi sequenza di montaggi pag. 237-239
see installation sequence page 237-239

vedi sequenza di montaggi pag. 237-239
see installation sequence page 237-239

hatria

231

365x555

Vaso sospeso senza fori laterali

Vaso sospeso completo di fissaggio speciale. Installazione con staffa universale per sospesi. Integrabile con sedile frenato o non frenato.

Wall hung wc without side holes

Wall-hung WC with special fixing element included. Mounted using universal bracket for wall-hung elements. Can be combined with soft-close or standard seat cover.

Hänge-Wc Ohne seitlichen Löchern

Hänge-Wc inklusive spezieller Halterung. Montage mit universeller Wandhalterung. Kann mit einem gebremsten oder nicht gebremsten Sitz ergänzt werden.

Cuvette suspendu sans trous latéraux

Cuvette suspendue dotée de fixation spéciale. Installation avec étrier universel pour éléments suspendus. A intégrer au abattant avec système frein de chute abattant au sans.

Inodoro suspendido sin orificios laterales

Inodoro suspendido completo sistema de fijación especial. Instalación con estribo universal para artefactos suspendidos. Integrable con asiento con caída amortiguada o no amortiguada.

Подвесной унитаз без боковых отверстий

Подвесной унитаз в комплекте с специальным крепежом. Установка с универсальным кронштейном для подвесной сантехники. Может быть укомплектована сиденьем с системой плавного закрывания крышки или с обычной крышкой.

Bidet sospeso monoforo senza fori laterali

Bidet sospeso completo di fissaggio speciale. Installazione con staffa universale per sospesi.

One hole wall hung bidet without side holes

One-hole wall hung bidet with special fixing included. Mounted using universal bracket for wall-hung elements.

Einlochbidet wandhängend Ohne seitlichen Löchern

Wand-Bidet inklusive spezieller Halterung. Zur Montage mit universeller Wand-Halterung.

Bidet suspendu à un trou sans trous latéraux


Bidet suspendu avec kit de fixation spécial. Installation avec étrier universel pour éléments suspendus.

Bidè suspendido de un orificio sin orificios laterales

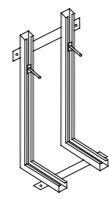
Bidè suspendido completo de sistema de fijación especial. Instalación con estribo universal para artefactos suspendidos.

Подвесное биде с одним отверстием без боковых отверстий

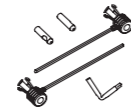
Подвесное биде в комплекте со специальным крепежом. Установка с универсальным кронштейном для подвесной сантехники.



ACCESSORI ACCESSORIES



Y012
staffa universale per sospesi
universal wall hung bracket



YXK9
fissaggio speciale (L 230) dal basso
special fixing (L 230) from the bottom



Y1B9 (Bl-White)
Y1BA (CR-Chrome)
piletta con tappo "Up & Down"
drain siphon with "Up & Down" cap
Ø 72 mm

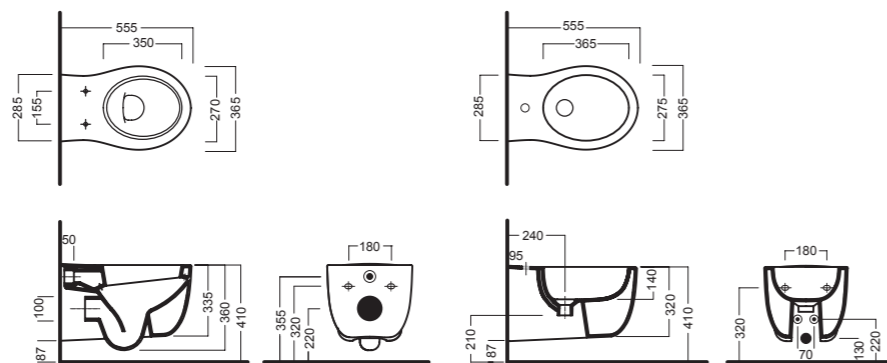


YXWW
sedile frenato
soft close seat cover



YXWX
sedile
seat cover

DISEGNO TECNICO TECHNICAL DESIGN



RIMLESS WC

365x555

Vaso sospeso senza brida

Vaso sospeso senza brida, completo di fissaggio speciale. Installazione con staffa universale per sospesi. Integrabile con sedile frenato o non frenato.

Senza fori laterali.

Wall hung rimless wc

Wall-hung rimless WC with special fixing element included. Mounted using universal bracket for wall-hung elements. Can be combined with soft close or standard seat.

Hänge- ohne Spülrand Wc

Hänge- ohne Spülrand Wc inklusive spezieller Halterung. Montage mit universeller Wandhalterung. Kann mit einem gebremsten oder nicht gebremsten Sitz ergänzt werden. Ohne seitlichen Löchern.

Cuvette suspend sans bride

Cuvette suspendue sans bride dotée de fixation spéciale. Installation avec étrier universel pour éléments suspendus. A intégrer au abattant avec système frein de chute abattant au sans.

Sans trous latéraux.

Inodoro suspendido sin canal de lavado

Inodoro suspendido sin canal de lavado completo sistema de fijación especial. Instalación con estribo universal para artefactos suspendidos. Integrable con asiento con caída amortiguada o no amortiguada.

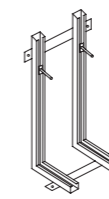
Sin orificios laterales.

Унитаз подвесной без сливного кольца

Унитаз подвесной без сливного кольца в комплекте со специальным крепежом. Установка с универсальным кронштейном для подвесной сантехники. Может быть укомплектован сиденьем с системой плавного закрывания крышки или с обычной крышкой. Без боковых отверстий.



ACCESSORI ACCESSORIES



Y012
staffa universale per sospesi
universal wall hung bracket



YXK9
fissaggio speciale dal basso (L 230)
special fixing from the bottom (L 230)

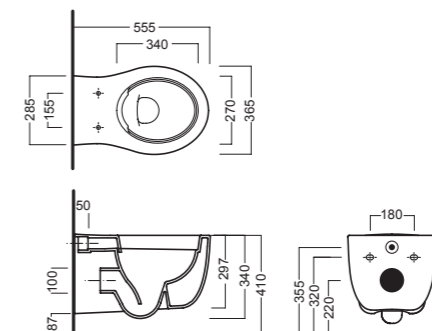


YXVX
sedile frenato
soft close seat cover



YXVY
sedile
seat cover

DISEGNO TECNICO TECHNICAL DESIGN



365x500

Vaso sospeso senza fori laterali
Vaso sospeso completo di fissaggio speciale. Installazione con staffa universale per sospesi. Integrabile con sedile frenato o non frenato.

Wall hung wc without side holes
Wall-hung WC with special fixing element included. Mounted using universal bracket for wall-hung elements. Can be combined with soft-close or standard seat cover.

Hänge-Wc Ohne seitlichen Löchern
Hänge-Wc inklusive spezieller Halterung. Montage mit universeller Wandhalterung. Kann mit einem gebremsten oder nicht gebremsten Sitz ergänzt werden.

Cuvette suspendu sans trous latéraux
Cuvette suspendue dotée de fixation spéciale. Installation avec étrier universel pour éléments suspendus. A intégrer au abattant avec système frein de chute abattant au sans.

Inodoro suspendido sin orificios laterales
Inodoro suspendido completo sistema de fijación especial. Instalación con estribo universal para artefactos suspendidos. Integrable con asiento con caída amortiguada o no amortiguada.

Подвесной унитаз без боковых отверстий
Подвесной унитаз в комплекте с специальным крепежом. Установка с универсальным кронштейном для подвесной сантехники. Может быть укомплектована сиденьем с системой плавного закрывания крышки или с обычной крышкой.

Bidet sospeso monoforo senza fori laterali
Bidet sospeso completo di fissaggio speciale. Installazione con staffa universale per sospesi.


One hole wall hung bidet without side holes
One-hole wall hung bidet with special fixing included. Mounted using universal bracket for wall-hung elements.

Einlochbidet wandhängend Ohne seitlichen Löchern
Wand-Bidet inklusive spezieller Halterung. Zur Montage mit universeller Wand-Halterung.

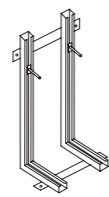
Bidet suspendu à un trou sans trous latéraux
Bidet suspendu avec kit de fixation spécial. Installation avec étrier universel pour éléments suspendus.

Bidè suspendido de un orificio sin orificios laterales
Bidè suspendido completo de sistema de fijación especial. Instalación con estribo universal para artefactos suspendidos.

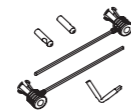
Подвесное биде с одним отверстием без боковых отверстий
Подвесное биде в комплекте со специальным крепежом. Установка с универсальным кронштейном для подвесной сантехники.



ACCESSORI ACCESSORIES



Y012
staffa universale per sospesi
universal wall hung bracket



YXK9
fissaggio speciale (L 230) dal basso
special fixing (L 230) from the bottom



Y1B9 (Bl-White)
Y1BA (CR-Chrome)
piletta con tappo "Up & Down"
Ø 72 mm
drain siphon with "Up & Down"
cap Ø 72 mm

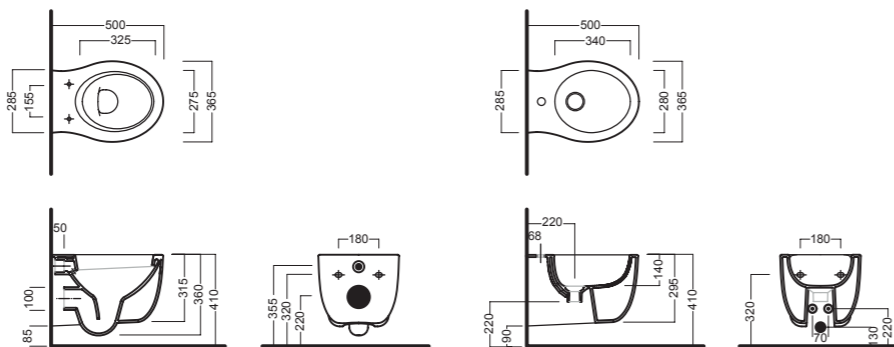


YXWW
sedile frenato
soft close seat cover



YXWX
sedile
seat cover

DISEGNO TECNICO TECHNICAL DESIGN



365x500

Vaso scarico universale filo muro senza fori laterali
Vaso scarico universale completo di curva tecnica di scarico e fissaggio. Installazione a filo muro. Può essere abbinato alle cassette Monolith. Integrabile con sedile frenato o non frenato.

Back to wall wc with universal outlet without side holes
WC with universal outlet, complete with U-bend and fixing elements. Back-to-wall installation. Compatible with Monolith cisterns. Can be combined with soft-close or standard seat.

WC mit Universal Abgang Ohne seitlichen Löchern
Tiefspüler mit Universal Abgang, komplett mit technischer Ablauf-Kurve und Halterung. Zur Wandmontage. Kombinierbar mit WC-Kasten Monolith. Kann mit einem gebremsten oder nicht gebremsten Sitz ergänzt werden.

Cuvette vidange universelle ras du mur sans trous latéraux
Cuvette vidange universelle avec tuyau coudé de vidange et fixation. Installation au ras du mur. Elle peut être associée aux chasses d'eau Monolith. A intégrer au abattant avec système frein de chute abattant au sans.

Inodoro con descarga universal contra la pared sin orificios laterales
Inodoro con descarga universal completo de curva técnica de descarga y sistema de fijación. Instalación contra la pared. Puede ser combinado con las cisternas Monolith. Integrable con asiento con caída amortiguada o no amortiguada.

Унитаз с универсальным сливом без боковых отверстий
Унитаз с универсальным сливом, в комплекте с сливным коленом и крепежом. Пристенная установка. Может комбинироваться со смывными бачками серии Monolith. Может быть укомплектована сиденьем с системой плавного закрывания крышки или с обычной крышкой.

Bidet monoforo filo muro senza fori laterali
Bidet completo di fissaggi per installazione a filo muro.


Back-to-wall one hole bidet without side holes
Back-to-wall bidet, complete with fixing elements.

Einlochbidet Ohne seitlichen Löchern
Bidet inklusive Halterungen zur Wandmontage.

Bidè à un trou au ras du mur sans trous latéraux
Bidè avec kit de fixation pour installation au ras du mur.

Bidè de un orificio contra la pared sin orificios laterales
Bidè completo de sistema de fijación para instalación contra la pared.

Биде с одним отверстием без боковых отверстий
Биде в комплекте с крепежом для пристенной установки.



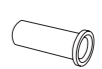
ACCESSORI ACCESSORIES



Y1DR
fissaggio nascosto per vasi e bidet
filo muro senza fori laterali
blind fixing for back to wall wc and bidet without side holes



YH17
curva tecnica
PVC "s" trap convertor



YP64
raccordo scarico parete
PVC wall connection outlet



YXWW
sedile frenato
soft close seat cover

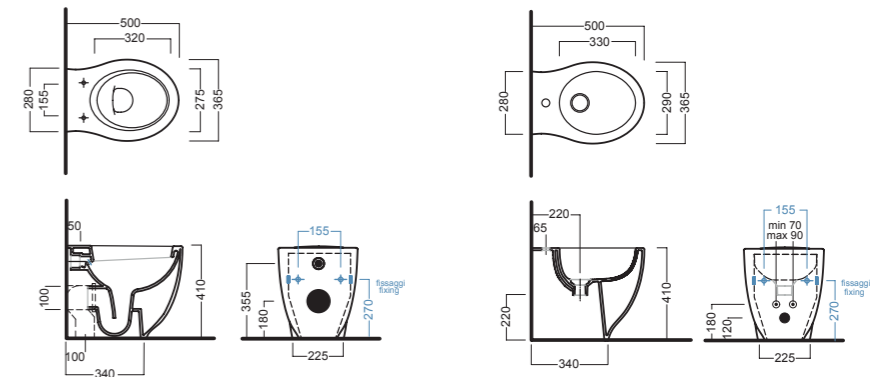


Y1B9 (Bl-White)
Y1BA (CR-Chrome)
piletta con tappo "Up & Down"
Ø 72 mm
drain siphon with "Up & Down"
cap Ø 72 mm



YXWX
sedile
seat cover

DISEGNO TECNICO TECHNICAL DESIGN



vedi sequenza di montaggi pag. 239
see installation sequence page 239

vedi sequenza di montaggi pag. 239
see installation sequence page 239



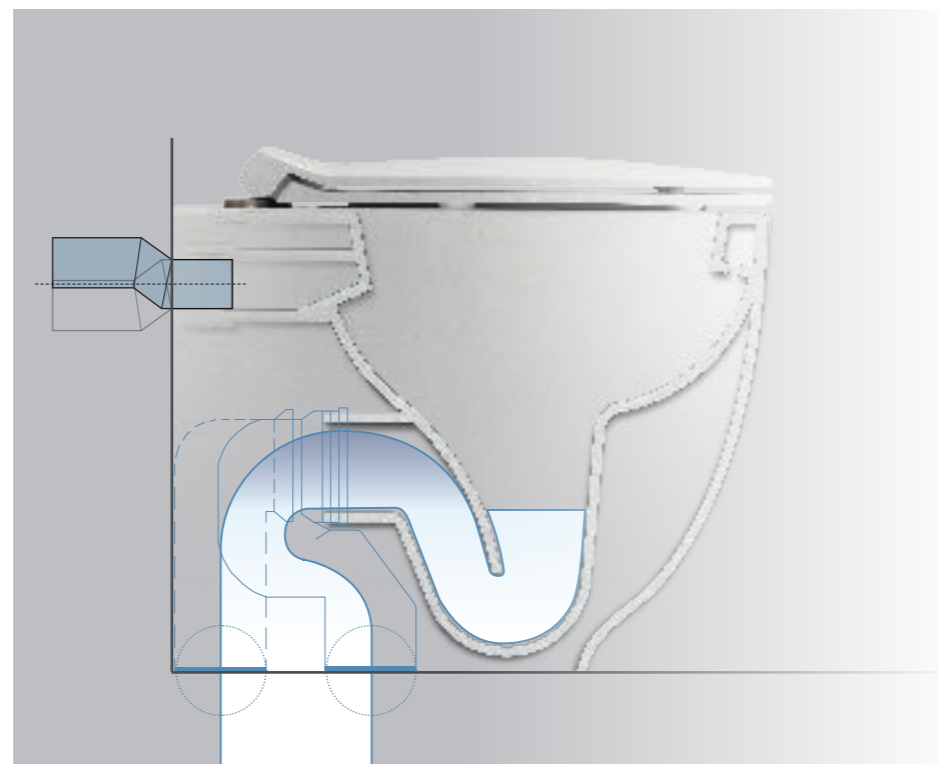
LE FIABE

PURE FIX, il nuovo fissaggio nascosto per vasi e bidet terra filo muro, è l'innovazione che permette di avere finalmente anche per i sanitari terra un risultato esteticamente perfetto e pulito, privi di alcun fissaggio visibile. Si monta facilmente e rapidamente permettendo allo stesso tempo ispezioni semplici. Applicato a tutta la collezione Le Fiabe: 56, 50, 56 traslato.

PURE FIX, the new concealed fixing element for back-to-wall WCs and bidets, an innovative new solution that offers a perfectly attractive, clean result also for back-to-wall sanitary fittings, with no visible fixings. Quick and easy to assemble and simple to inspect. Applied to all Le Fiabe collection: 56, 50, 56 shift drain system.



PURE FIX PER SANITARI FILO MURO SENZA FORI LATERALI



Y1DR
fissaggio nascosto per vasi e bidet
filo muro senza fori laterali
blind fixing for back to wall wc and
bidet without side holes



RAPIDO
fast

PRATICO
practical

INVISIBILE
invisible



LE FIABE

VASO SCARICO TRASLATO SHIFT DRAIN SYSTEM

OLD SYSTEM

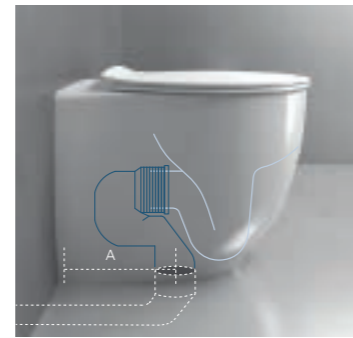


Vaso tradizionale scarico a terra
Traditional floor outlet wc

NEW SHIFT DRAIN SYSTEM



Riduzione dell'ingombro
Space-reducing



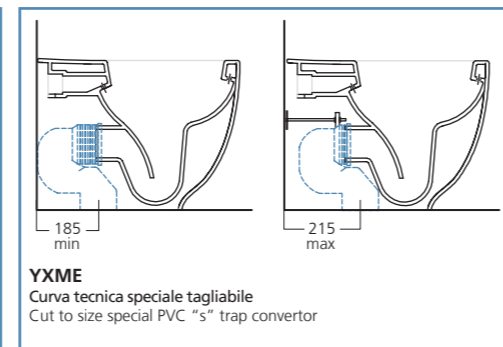
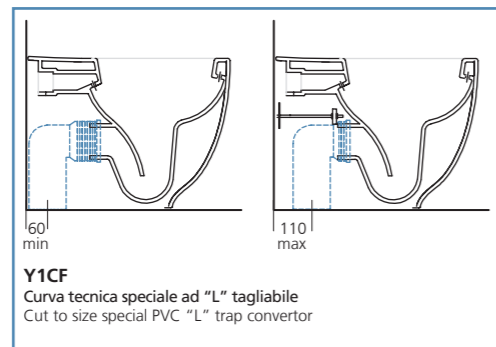
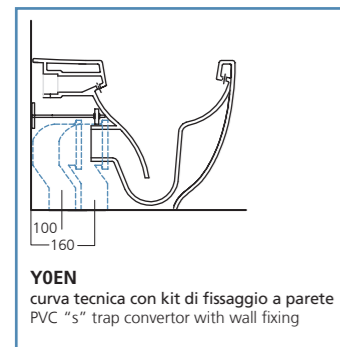
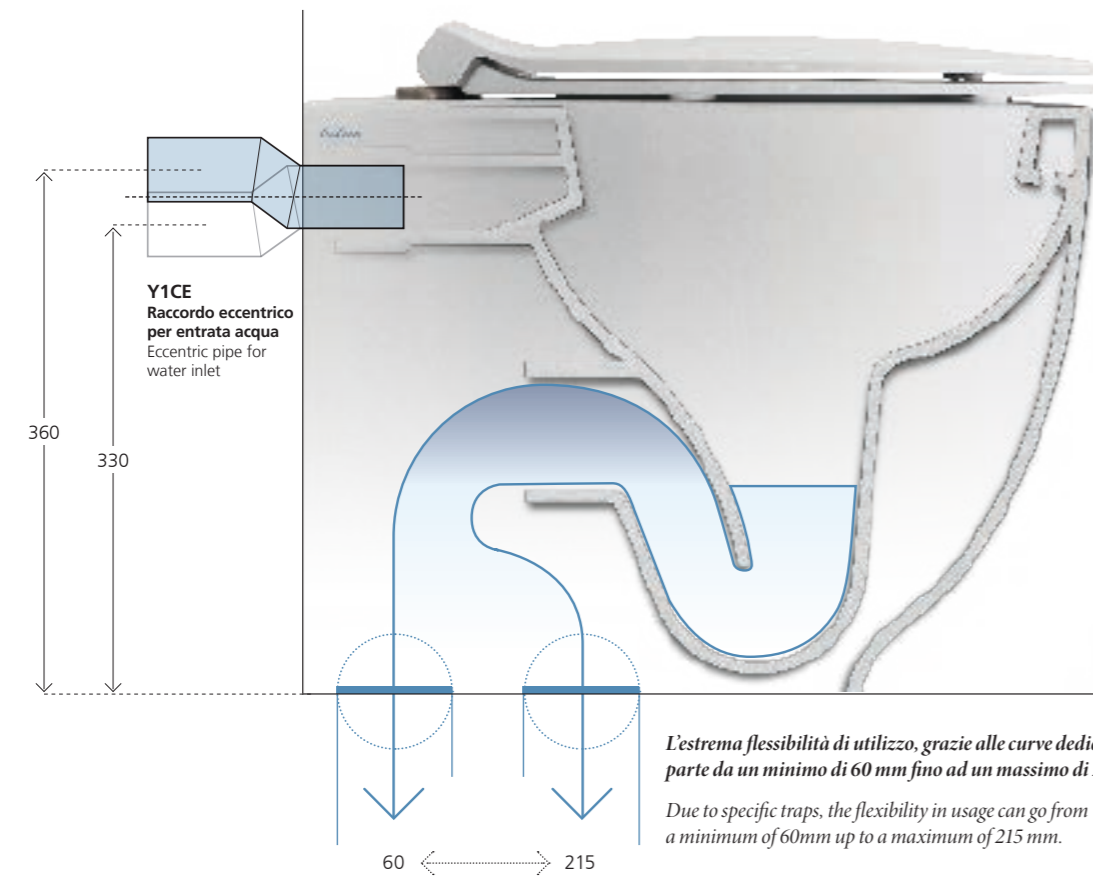
Le Fiabe Vaso scarico universale traslato filo muro
Le Fiabe shifted universal outlet back to wall wc

SPACE REDUCING

RATIONAL

EASY

CLEAN



LE FIABE

OPEN BIDET NUOVO BIDET FILO MURO SENZA FORI LATERALI

*Il bidet che cercavi.
La soluzione ottimale per RISTRUTTURAZIONI, ma anche per NUOVI IMPIANTI.*
*The bidet you were looking for.
The perfect solution both for RENOVATIONS and for NEW SYSTEMS.*



ACTUAL BIDET

NEW OPEN BIDET

APERTURA POSTERIORE PIÙ AMPIA
wider opening at the back

NESSUN INTERVENTO ALL'IMPIANTO
without the need for any plumbing work

INSTALLAZIONE FACILE
easy to install

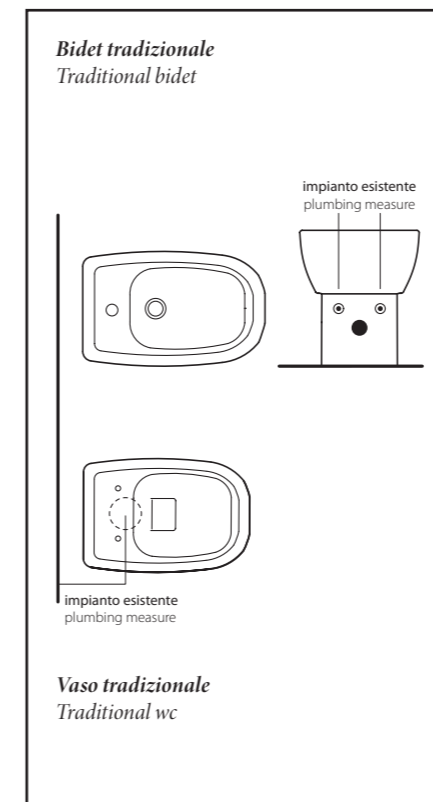
ISPEZIONI PIÙ SEMPLICI
simpler to inspect

PERFEZIONE ESTETICA
perfect appearance

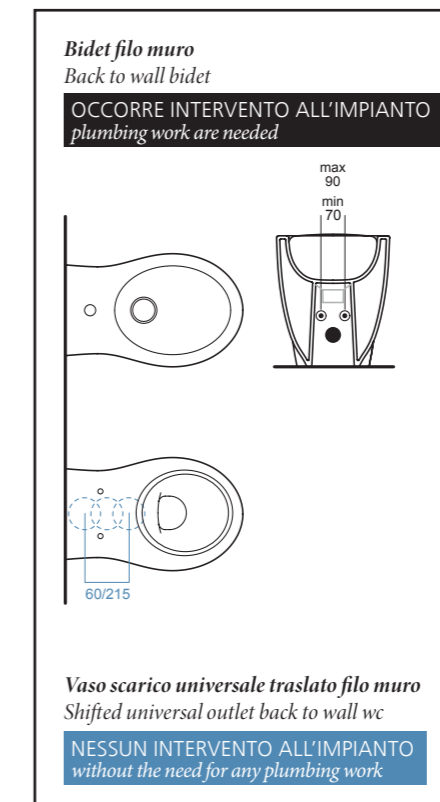
ACCANTO AL VASO TRASLATO, NE COMPLETA LA SUA FUNZIONALITÀ
Sostituire un bidet tradizionale diventa semplice ed economico.

OPEN BIDET, COMBINED WITH SHIFT DRAIN WC, COMPLETES ITS FUNCTIONS
Replacing a traditional bidet becomes easy and not expensive.

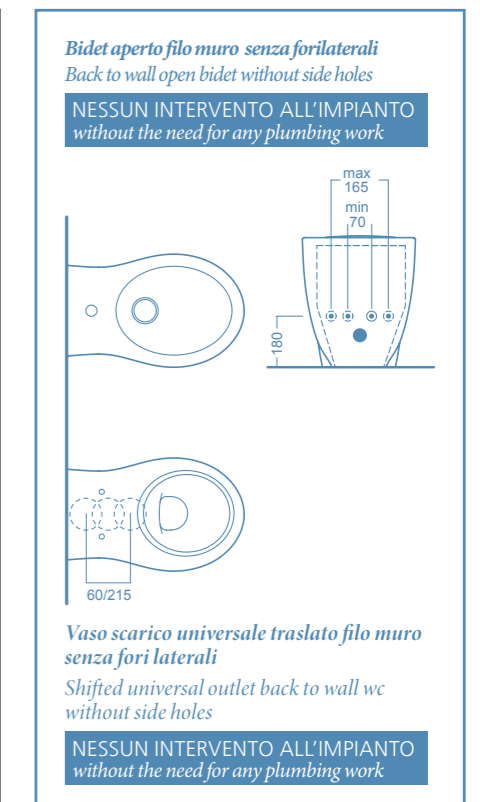
OLD SYSTEM



ACTUAL SYSTEM



NEW SYSTEM PURE FIX



DAYTIME 110

1105x500

Lavabo a bacino unico sospeso a muro, completo di fissaggi. Installabile anche su mobile. Disponibile in tre versioni, senza fori, con 1 foro centrale oppure con 2 fori laterali rubinetteria. Integrabili con strutture portasciugamani in acciaio inox e sifone estetico.

Single wall-hung washbasin, complete with fixing elements. Can be mounted on countertop. Available in three versions: without holes, with one central hole or with 2 side holes for the taps. Can be combined with stainless steel towel-holder frames and aesthetic trap.

Washbecken Ausmaß Einzelbecken wandhängend, inklusive Halterung. Zur Montage auch auf Bademöbeln. Erhältlich in drei Versionen, ohne Löcher, mit 1 zentralen Loch oder mit 2 seitlichen Armaturenlöchern. Ergänzt mit Handtuchhalterstrukturen in Edelstahl und ästhetischen Siphon.

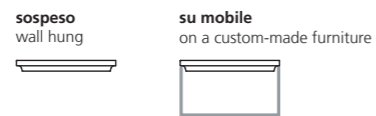
Lavabo à vasque unique suspendu au mur, livré avec kit de fixation. Installable avec bord de vasque apparent sur meuble. Existe en trois versions sans trous, avec 1 trou central ou avec 2 trous latéraux pour la robinetterie. Intégrables avec des porte-serviettes en acier inoxydable et avec siphon esthétique.

Lavabo con jofaina única, suspendido en la pared, completo de sistema de fijación. Se puede instalar también sobre un mueble. Disponible en tres versiones, sin orificios, con 1 orificio central o bien, con 2 orificios laterales para la grifería. Integrables con estructuras portatoalla de acero inoxidable y sifón estético.

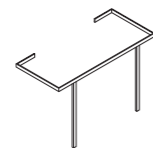
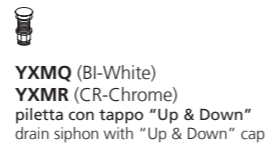
Подвесной настенный умывальник с одной чашей в комплекте с крепежом. Может также устанавливаться на тумбу. Три модели: без отверстий, с 1 центральным отверстием или с 2 боковыми отверстиями для комплекта кранов. Комбинируется с вешалкой для полотенец из нержавеющей стали.



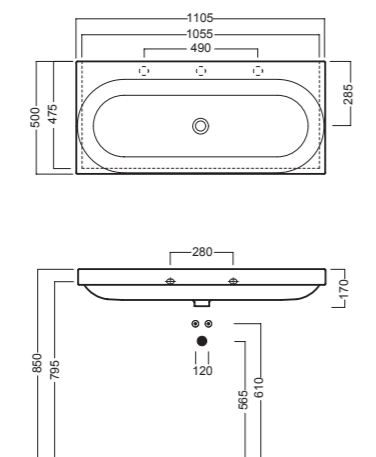
INSTALLAZIONE INSTALLATION



ACCESSORI ACCESSORIES



DISEGNO TECNICO TECHNICAL DESIGN



DAYTIME 86

860x500

Lavabi con bacino destro o sinistro, sospesi a muro, completi di fissaggi. Integrabili con semicolonna in ceramica oppure con strutture portasciugamani in acciaio inox e sifone estetico.

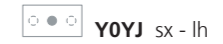
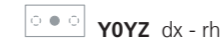
Dh or lh wall-hung washbasins, complete with fixing elements. Can be combined with ceramic siphon cover or with stainless steel towel-holder frames and aesthetic trap.

Washbecken Ausmaß mit rechts - oder linksseitigem Becken, wandhängend, inklusive Halterungen. Ergänzt mit Handtuchhalter-Strukturen in Edelstahl und ästhetischen Siphon.

Lavabos avec vasque à droite ou à gauche, fixés au mur, livrés avec kit de fixation. Intégrables avec demi-colonne en céramique ou bien avec des porte-serviettes en acier inoxydable et avec siphon esthétique.

Lavabos con jofaina derecha o izquierda, suspendidos en la pared, completos de sistema de fijación. Integrables con semicolumna de cerámica o bien, con estructuras portatoalla de acero inoxidable y sifón estético.

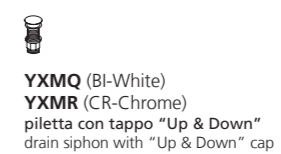
Подвесные настенные умывальники с правой или левой чашей в комплекте с крепежом. Комбинируется с полустоем из керамики или с вешалкой для полотенец из нержавеющей стали.



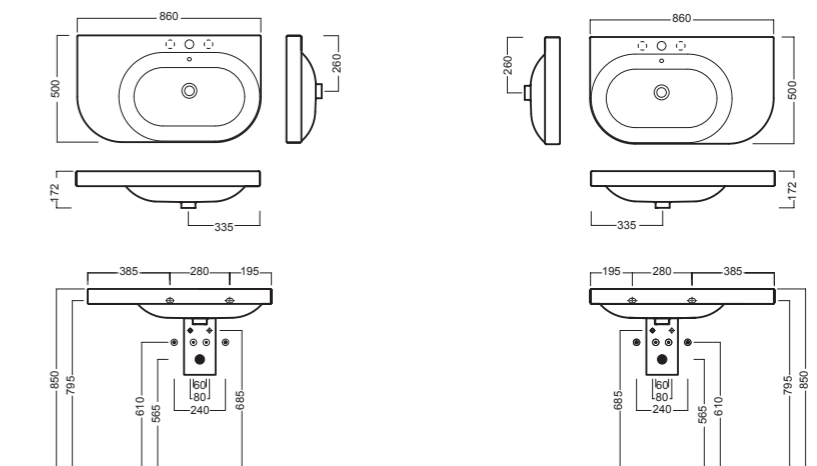
INSTALLAZIONE INSTALLATION



ACCESSORI ACCESSORIES



DISEGNO TECNICO TECHNICAL DESIGN



DAYTIME 70

700x500

Lavabo sospeso a muro, completo di fissaggi.
Integrabile con semicolonna in ceramica, oppure
con struttura portasciugamani in acciaio inox e
sifone estetico.

Wall-hung washbasin, complete with fixing
elements. Can be combined with ceramic siphon
cover or with stainless steel towel-holder frames
and aesthetic trap.

Waschbecken wandhängend, inklusive
Halterungen. Ergänztbar mit Halbsäule in
Keramik, oder mit Handtuchhalterstruktur in
Edelstahl und ästhetischen Siphon.

Lavabo fixés au mur, livré avec kit de fixation.
Intégrable avec demi-colonne en céramique, ou
bien avec porte-serviettes en acier inox et avec
siphon esthétique.

Lavabo suspendido en la pared, completo de
sistema de fijación. Integrable con semicolumna
de cerámica, o bien, con estructura portatoalla
de acero inoxidable y sifón estético.

Подвесные настенные умывальники в
комплекте с крепежом. Комбинируется
с полупьедесталом из керамики или с
вешалкой для полотенец из нержавеющей
стали.



Y0YV

INSTALLAZIONE INSTALLATION

sospeso
wall hung



ACCESSORI ACCESSORIES



YR47
fissaggio lavabo
fixing bolt for washbasin



Y0YM
semicolonna
siphon cover



Y0IQ
fissaggio per semicolonna
fixing bolt for siphon cover



YXMY
sifone di scarico
drain trap



YXMQ (BI-White)
YXMR (CR-Chrome)
piletta con tappo "Up & Down"
drain siphon with "Up & Down" cap

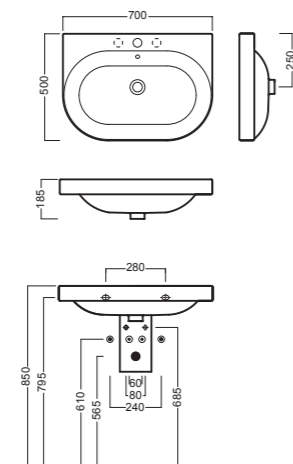


Y0P8
portasciugamano 70 cm
towel order 70 cm



Y0P9
portasciugamano e
mensola 70 cm
towel order and shelf 70 cm

DISEGNO TECNICO TECHNICAL DESIGN



hatria

242

DAYTIME 62

620x500

Lavabo sospeso a muro, completo di fissaggi.
Integrabile con semicolonna in ceramica, oppure
con struttura portasciugamani in acciaio inox e
sifone estetico.

Wall-hung washbasin, complete with fixing
elements. Can be combined with ceramic siphon
cover or with stainless steel towel-holder frames
and aesthetic trap.

Waschbecken wandhängend, inklusive
Halterungen. Ergänztbar mit Halbsäule in
Keramik, oder mit Handtuchhalterstruktur in
Edelstahl und ästhetischen Siphon.

Lavabo fixés au mur, livré avec kit de fixation.
Intégrable avec demi-colonne en céramique, ou
bien avec porte-serviettes en acier inox et avec
siphon esthétique.

Lavabo suspendido en la pared, completo de
sistema de fijación. Integrable con semicolumna
de cerámica, o bien, con estructura portatoalla
de acero inoxidable y sifón estético.

Подвесные настенные умывальники в
комплекте с крепежом. Комбинируется
с полупьедесталом из керамики или с
вешалкой для полотенец из нержавеющей
стали.



Y0YT

INSTALLAZIONE INSTALLATION

sospeso
wall hung



ACCESSORI ACCESSORIES



YR47
fissaggio lavabo
fixing bolt for washbasin



Y0YM
semicolonna
siphon cover



Y0IQ
fissaggio per semicolonna
fixing bolt for siphon cover

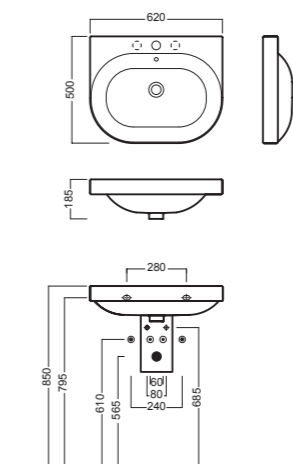


YXMY
sifone di scarico
drain trap



YXMQ (BI-White)
YXMR (CR-Chrome)
piletta con tappo "Up & Down"
drain siphon with "Up & Down" cap

DISEGNO TECNICO TECHNICAL DESIGN



hatria

243

DAYTIME 62

INCASSO - BUILT IN

615x430

Lavabo da 62 cm da incasso soprapiano.
È utilizzabile con rubinetteria a parete o sul piano d'appoggio.

Surface-mounted built-in washbasin, size 62 cm.
Compatible with taps mounted on the wall or on the surface.

Einbauwaschbecken 62 cm. Verwendbar mit Wandarmaturen oder auf dem Becken.

Lavabo de 62 cm à bord de vasque apparent.
Il est utilisable avec une robinetterie murale ou installée sur le plan de toilette.

Lavabo de 62 cm a empotrar sobre encimera. Se puede utilizar con grifería de pared o encimera.

Умывальник 62 см для встроенной или накладной установки. Монтаж с настенными или в столешнице кранами.



YOYU

INSTALLAZIONE INSTALLATION

incasso
countertop



ACCESSORI ACCESSORIES

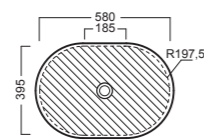
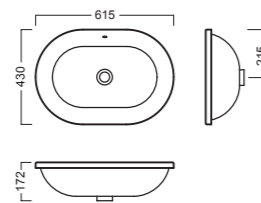


YXMY
sifone di scarico
drain trap



YXMQ (BI-White)
YXMR (CR-Chrome)
piletta con tappo "Up & Down"
drain siphon with "Up & Down" cap

DISEGNO TECNICO TECHNICAL DESIGN



Apertura per installazione su piano
Hole for surface installation

hatria

244

DAYTIME 55 - 45

550x450 - 450x378

Lavabi sospesi a muro. Integrabili con colonna, semicolonna oppure con sifone estetico.

Wall-hung washbasins. Can be combined with full column, siphon cover or aesthetic drain trap.

Hangewaschbecken für die Wandmontage.
Kann mit einer Standsaule, einer Halbsaule

oder mit einem sichtbaren Siphon ergänzt bzw.
Lavabos suspendus au mur. Intégrables avec
colonne, demi-colonne ou avec siphon visible.

Lavabos suspendidos de pared. Integrale con
pedestal, semipedestal o sifon visto.

Подвесная раковина для пристенного
монтажа. С колонной, полуколонной или
с открытым сифоном.



YXBL



YXBM

INSTALLAZIONE INSTALLATION

sospeso
wall hung



ACCESSORI ACCESSORIES



YR47
fissaggio lavabo
fixing bolt for washbasin



YXCQ
semicolonna
siphon cover



YOIQ
fissaggio per semicolonna
fixing bolt for siphon cover

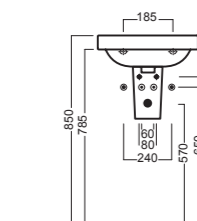
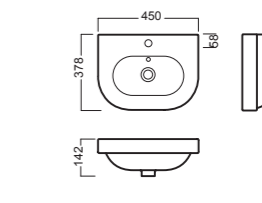
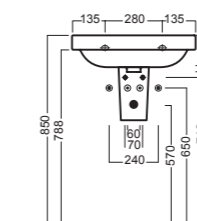
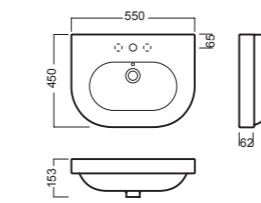


YXMY
sifone di scarico
drain trap



YXMQ (BI-White)
YXMR (CR-Chrome)
piletta con tappo "Up & Down"
drain siphon with "Up & Down" cap

DISEGNO TECNICO TECHNICAL DESIGN



hatria

245

DAYTIME

370x560

Vaso sospeso

Installazione con staffa universale per sospesi.
Integrabile con sedile frenato o non frenato.

Wall hung wc

Mounted using universal bracket for wall-hung elements. Can be combined with soft-close or standard seat.

Hänge-Wc

Montage mit universeller Wandhalterung.
Kann mit einem gebremsten oder nicht gebremsten Sitz ergänzt werden.

Cuvette suspendu

Installation avec étrier universel pour éléments suspendus. A intégrer au abattant avec système frein de chute abattant au sans.

Inodoro suspendido

Instalación con estribo universal para artefactos suspendidos. Integrable con asiento con caída amortiguada o no amortiguada.

Подвесной унитаз

Установка с универсальным кронштейном для подвесной сантехники. Может быть укомплектована сиденьем с системой плавного закрывания крышки или с обычной крышкой.

Bidet sospeso monoforo

Installazione con staffa universale per sospesi.

One hole wall hung bidet

Mounted using universal bracket for wall-hung elements.

Einlochbidet wandhängend

Zur Montage mit universeller Wand-Halterung.

Bidet suspendu à un trou


Installation avec étrier universel pour éléments suspendus.

Bidè suspendido de un orificio

Instalación con estribo universal para artefactos suspendidos.

Подвесное биде с одним отверстием

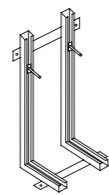
Установка с универсальным кронштейном для подвесной сантехники.



WC YXV5

YOYP

ACCESSORI ACCESSORIES



Y012
staffa universale per sospesi
universal wall hung bracket



YXMQ (BI-White)
YXMR (CR-Chrome)
piletta con tappo "Up & Down"
drain siphon with "Up & Down" cap

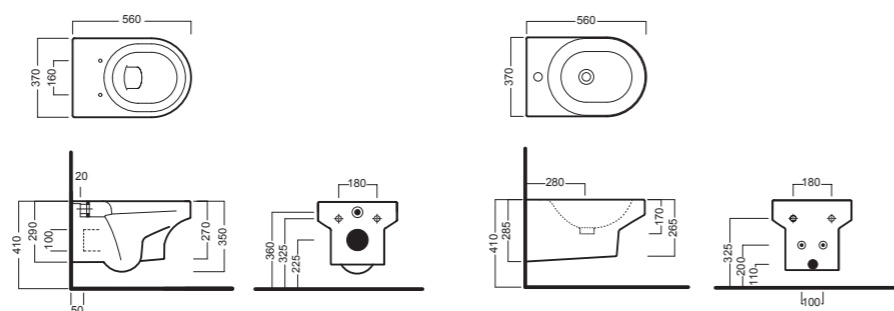


YXVV
sedile frenato
soft close seat cover



YXVW
sedile
seat cover

DISEGNO TECNICO TECHNICAL DESIGN



hatria

246

DAYTIME

370x560

Vaso scarico universale filo muro

Vaso scarico universale completo di curva tecnica di scarico e fissaggio. Installazione a filo muro. Può essere abbinato alle cassette Monolith. Integrabile con sedile frenato o non frenato.

Back to wall wc with universal outlet

WC with universal outlet, complete with "S" trap convertor and fixing elements. Back-to-wall installation. Compatible with Monolith cisterns. Can be combined with soft-close or standard seat cover.

WC mit Universal Abgang zur Wand-Montage

Tiefspüler mit Universal Abgang, komplett mit technischer Ablauf-Kurve und Halterung. Zur Wandmontage. Kombinierbar mit WC-Kasten Monolith. Kann mit einem gebremsten oder nicht gebremsten Sitz ergänzt werden.

Cuvette vidange universelle ras du mur

Cuvette vidange universelle avec tuyau coudé de vidange et fixation. Installation au ras du mur. Elle peut être associée aux chasses d'eau Monolith. A intégrer au abattant avec système frein de chute abattant au sans.

Inodoro con descarga universal contra la pared

Inodoro con descarga universal completo de curva técnica de descarga y sistema de fijación. Instalación contra la pared. Puede ser combinado con las cisternas Monolith. Integrable con asiento con caída amortiguada o no amortiguada.

Унитаз с универсальным сливом

Унитаз с универсальным сливом, в комплекте с сливным коленом и крепежом. Пристенная установка. Может комбинироваться со смывными бачками серии Monolith. Может быть укомплектована сиденьем с системой плавного закрывания крышки или с обычной крышкой.

Bidet monoforo filo muro

Bidet completo di fissaggi per installazione a filo muro.

Back-to-wall one hole bidet

Back-to-wall bidet, complete with fixing elements.

Einlochbidet

Bidet inklusive Halterungen zur Wandmontage.

Bidet à un trou au ras du mur

Bidet avec kit de fixation pour installation au ras du mur.

Bidè de un orificio contra la pared

Bidè completo de sistema de fijación para instalación contra la pared.

Биде с одним отверстием

Биде в комплекте с крепежом для пристенной установки.



WC YXV4

YOYI

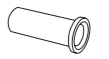
ACCESSORI ACCESSORIES



Y01Q
fissaggio orizzontale
horizontal fixing bolt



YH17
curva tecnica
PVC "s" trap convertor



YP64
raccordo scarico parete
PVC wall connection outlet



YXMQ (BI-White)
YXMR (CR-Chrome)
piletta con tappo "Up & Down"
drain siphon with "Up & Down" cap



YXVV
sedile frenato
soft close seat cover

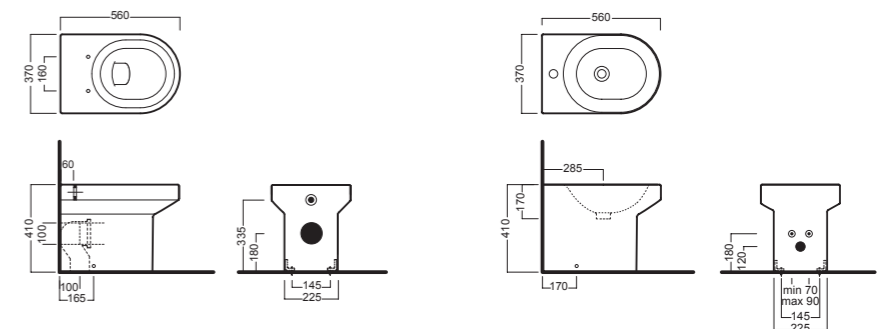


YXVW
sedile
seat cover



YOMK
YOYN
cassetta MONOLITH
MONOLITH cistern

DISEGNO TECNICO TECHNICAL DESIGN



hatria

247

DAYTIME EVO

370x560

Vaso scarico universale filo muro

Vaso scarico universale completo di curva tecnica di scarico e fissaggio. Installazione a filo muro. Può essere abbinato alle cassette Monolith. Integrabile con sedile frenato o non frenato.

Back to wall wc with universal outlet

WC with universal outlet, complete with "S" trap convertor and fixing elements. Back-to-wall installation. Compatible with Monolith cisterns. Can be combined with soft-close or standard seat cover.

WC mit Universal Abgang

Tiefspüler mit Universal Abgang, komplett mit technischer Ablauf-Kurve und Halterung. Zur Wandmontage. Kombinierbar mit WC-Kasten Monolith. Kann mit einem gebremsten oder nicht gebremsten Sitz ergänzt werden.

Cuvette vidange universelle ras du mur

Cuvette vidange universelle avec tuyau coude de vidange et fixation. Installation au ras du mur. Elle peut être associée aux chasses d'eau Monolith. A intégrer au abattant avec système frein de chute abattant au sans.

Inodoro con descarga universal contra la pared

Inodoro con descarga universal completo de curva técnica de descarga y sistema de fijación. Instalación contra la pared. Puede ser combinado con las cisternas Monolith.

Integrable con asiento con caída amortiguada o no amortiguada.

Унитаз с универсальным сливом

Унитаз с универсальным сливом, в комплекте с сливным коленом и крепежом. Пристенная установка. Может комбинироваться со сменными бачками серии Monolith. Может быть укомплектована сиденьем с системой плавного закрытия крышки или с обычной крышкой.

Bidet monoforo filo muro

Bidet completo di fissaggi per installazione a filo muro.

Back-to-wall one hole bidet

Back-to-wall bidet, complete with fixing elements.

Einlochbidet

Bidet inklusive Halterungen zur Wandmontage.

Bidet à un trou au ras du mur

Bidet avec kit de fixation pour installation au ras du mur.

Bidé de un orificio contra la pared

Bidé completo de sistema de fijación para instalación contra la pared.

Биде с одним отверстием

Биде в комплекте с крепежом для пристенной установки.



4,5 lt
hatria WC YXV7

YQ35

ACCESSORI ACCESSORIES



Y01Q
fissaggio orizzontale
horizontal fixing bolt



YH17
curva tecnica
PVC "s" trap convertor



YP64
raccordo scarico parete
PVC wall connection outlet



YXMQ (Bi-White)
YXMR (CR-Chrome)
piletta con tappo "Up & Down"
drain siphon with "Up & Down" cap



YXVV
sedile frenato
soft close seat cover

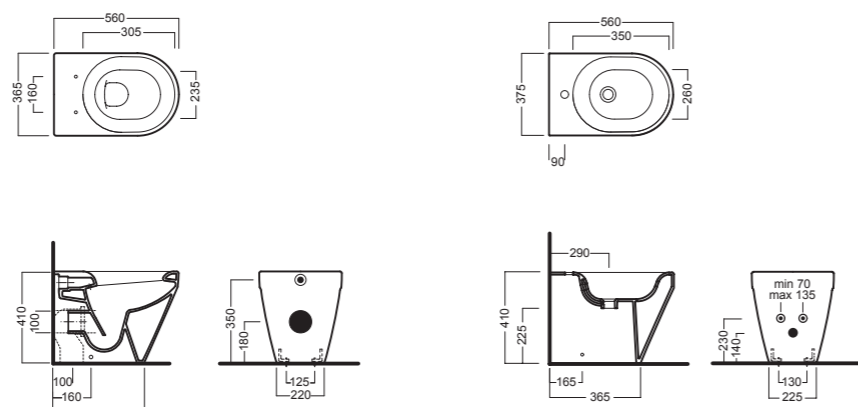


YXVW
sedile
seat cover



YOMK
YOYN
cassetta MONOLITH
MONOLITH cistern

DISEGNO TECNICO TECHNICAL DESIGN



hatria

248

DAYTIME EVO

375x665x815

Vaso monoblocco con cassetta

Vaso monoblocco scarico universale per installazione a filo muro. Con cassette doppio scarico 3/6 litri entrata acqua laterale alta, bassa. Completo di curva tecnica di scarico e fissaggio. Da integrare con sedile frenato o non frenato.

Coupled WC with cistern

One-piece universal outlet WC for back-to-wall installation. Can be combined with soft-close or standard seat cover. "S" trap convertor and fixing element included. To be combined with cisterns with side top/bottom inlet system.

Kompaktes Klosett mit Spülkasten

Monoblock-Wc mit Universal Abgang zur Wand-Montage. Komplett mit technischen Biege Abgas- und Befestigungs. Ergänzt mit soft close Sitz oder normalem Sitz, mit Spülkasten mit Wassereingang seitlich, hoch, niedrig.

Cuvette monobloc avec chasses d'eau

Cuvette monobloc a vidange universelle pour installation au ras du mur. Complete "s" raccord pour sortie au sol et la fixation. Integrable au abattant avec système frein de chute abattant ou sans. A intégrer aux chasses d'eau avec arrivée d'eau laterale haute, basse.

Inodoro monobloque con cisterna

Inodoro monobloque con descarga universal para instalar contra la pared. Manguito conexión (S-trap) y fijación incluido. Integrable con asiento frenado o no. A integrar con cisternas de entrada de agua lateral alta, baja o bien.

моноблочный унитаз с Бачок

Моноблочный унитаз с универсальным сливом для пристенной установки. В комплекте с технической изгиба выпускных газов и крепления. Может комбинироваться с сиденьем с механизмом плавного опускания или без него. Должен быть дополнен сменным бачком с боковым верхним.



WC YXV6

3/6 L YXGR

3/6 L YXGV

YXGT

YXGS

ACCESSORI ACCESSORIES



Y01Q
fissaggio orizzontale
horizontal fixing bolt



Y0EN
curva tecnica con kit di fissaggio a parete
PVC "s" trap convertor with wall fixing



YP64
raccordo scarico parete
PVC wall connection outlet

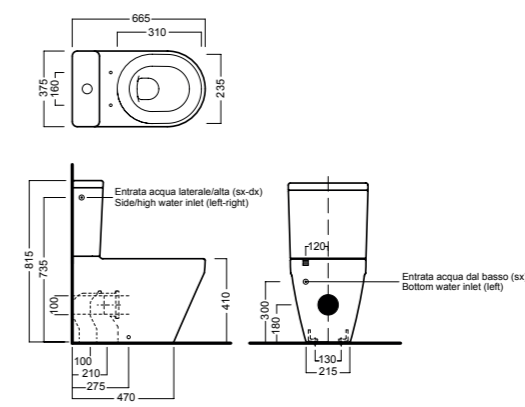


YXVV
sedile frenato
soft close seat cover



YXVW
sedile
seat cover

DISEGNO TECNICO TECHNICAL DESIGN



hatria

249

NIDO 68

680x480

Lavabo sospeso a muro. Integrabile con colonna o semicolonna. Installabile anche in appoggio su piano o su base SLIDING Wood System.

Wall-hung washbasin. Can be combined with full column or siphon cover. Can be installed surface-mounted on SLIDING Wood System base unit.

Wand-Waschbecken. Ergänztbar mit Säule oder Halbsäule. Auch aufliegend oder mit SLIDING Wood System.

Lavabo fixé au mur. Intégrable colonne ou demi-colonne. Installable aussi avec bord de vasque apparent sur plan de toilette ou avec SLIDING Wood System.

Lavabo suspendido en la pared. Integrable con columna o semicolumna. Se puede instalar también sobre una encimera o con SLIDING Wood System.

Подвесные настенные умывальники. Комбинируется с пьедесталом или полупьедесталом. Устанавливаются также на полку или на SLIDING Wood System.



INSTALLAZIONE INSTALLATION

sospeso
wall hung



in appoggio
surface-mounted



su base lavabo SLIDING WOOD SYSTEM
on SLIDING WOOD SYSTEM sink base unit



ACCESSORI ACCESSORIES



YR47
fissaggio lavabo
fixing bolt for washbasin



YXMY
sifone di scarico
drain trap



YXMQ (BI-White)
YXMR (CR-Chrome)
piletta con tappo "Up & Down"
drain siphon with "Up & Down" cap



Y0R6
semicolonna
siphon cover

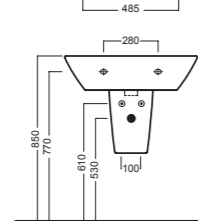
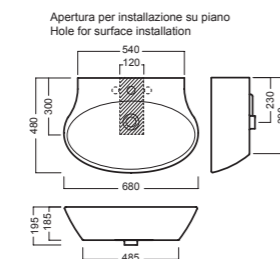


YH30
colonna
pedestal

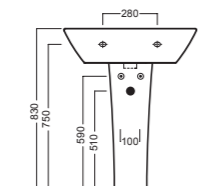


Y0IQ
fissaggio per semicolonna
fixing bolt for siphon cover

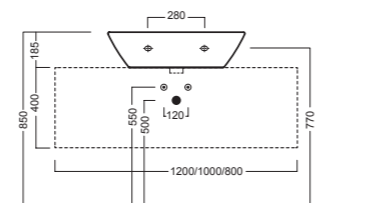
DISEGNO TECNICO TECHNICAL DESIGN



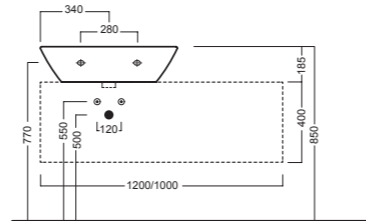
semicolonna_siphon cover



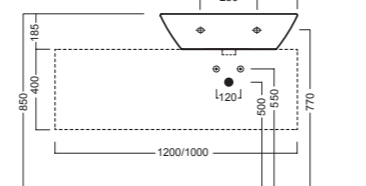
colonna_pedestal



SLIDING wood system_taglio 1 centrale - cut 1 central



SLIDING wood system_taglio 1 sx - cut 1 lh



SLIDING wood system_taglio 1 dx - cut 1 rh

hatria

250

NIDO 62

620x470

Lavabo sospeso a muro. Integrabile con colonna o semicolonna. Installabile anche in appoggio su piano o su base SLIDING Wood System.

Wall-hung washbasin. Can be combined with full column or siphon cover. Can be installed surface-mounted on SLIDING Wood System base unit.

Wand-Waschbecken. Ergänztbar mit Säule oder Halbsäule. Auch aufliegend oder mit SLIDING Wood System.

Lavabo fixé au mur. Intégrable colonne ou demi-colonne. Installable aussi avec bord de vasque apparent sur plan de toilette ou avec SLIDING Wood System.

Lavabo suspendido en la pared. Integrable con columna o semicolumna. Se puede instalar también sobre una encimera o con SLIDING Wood System.

Подвесные настенные умывальники. Комбинируется с пьедесталом или полупьедесталом. Устанавливаются также на полку или на SLIDING Wood System.



INSTALLAZIONE INSTALLATION

sospeso
wall hung



in appoggio
surface-mounted



su base lavabo SLIDING WOOD SYSTEM
on SLIDING WOOD SYSTEM sink base unit



ACCESSORI ACCESSORIES



YR47
fissaggio lavabo
fixing bolt for washbasin



YXMY
sifone di scarico
drain trap



YXMQ (BI-White)
YXMR (CR-Chrome)
piletta con tappo "Up & Down"
drain siphon with "Up & Down" cap



Y0R6
semicolonna
siphon cover

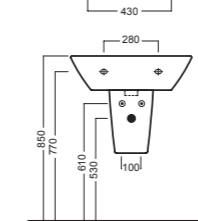
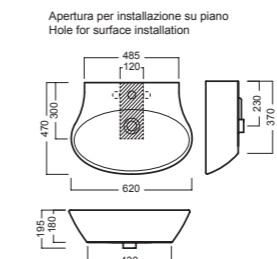


YH30
colonna
pedestal

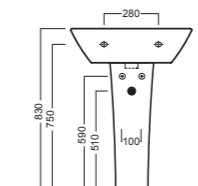


Y0IQ
fissaggio per semicolonna
fixing bolt for siphon cover

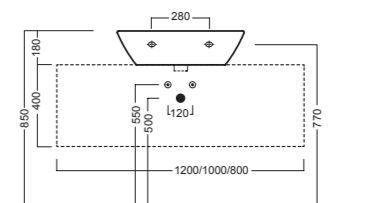
DISEGNO TECNICO TECHNICAL DESIGN



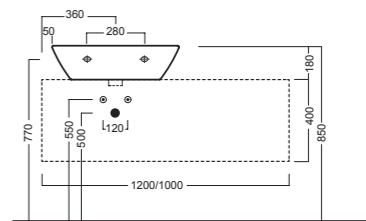
semicolonna_siphon cover



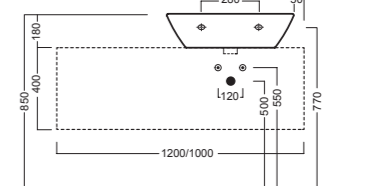
colonna_pedestal



SLIDING wood system_taglio 1 centrale - cut 1 central



SLIDING wood system_taglio 1 sx - cut 1 lh



SLIDING wood system_taglio 1 dx - cut 1 rh

hatria

251

NIDO 56

560x445

Lavabo sospeso a muro. Integrabile con colonna o semicolonna.

Wall-hung washbasin. Can be combined with full column or siphon cover.

Wand-Waschbecken. Ergänztbar mit Säule oder Halbsäule.

Lavabo fixé au mur. Intégrable colonne ou demi-colonne.

Lavabo suspendido en la pared. Integrable con columna o semicolumna.

Подвесные настенные умывальники. Комбинируется с пьедесталом или полупьедесталом.



Y0TT

INSTALLAZIONE INSTALLATION

sospeso
wall hung



ACCESSORI ACCESSORIES



YR47
fissaggio lavabo
fixing bolt for washbasin



YXMY
sifone di scarico
drain trap



YXMQ (BI-White)
YXMR (CR-Chrome)
piletta con tappo "Up & Down"
drain siphon with "Up & Down" cap



Y0R6
semicolonna
siphon cover

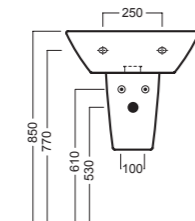
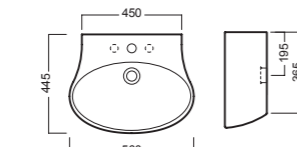


YH30
colonna
pedestal

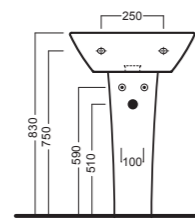


Y0IQ
fissaggio per semicolonna
fixing bolt for siphon cover

DISEGNO TECNICO TECHNICAL DESIGN



semicolonna_siphon cover



colonna_pedestal

hatria

252

NIDO 75

750x370

Lavabo da 75 cm in appoggio. Può essere installato su piano o su base SLIDING Wood System ed è utilizzabile con rubinetteria a parete o sul piano d'appoggio. Senza troppopieno.

75 cm surface-mounted washbasin. Can be installed on SLIDING Wood System base unit. No overflow.

Waschbecken 75 cm aufliegend oder mit SLIDING Wood System. Zur Montage auf Oberfläche verwendbar mit Wand- oder Waschtischarmaturen. Ohne Überlauf.

Lavabo de 75 cm à bord de vasque apparent. Installable sur plan de toilette ou avec SLIDING Wood System et utilisé avec robinetterie murale ou sur plan de toilette. Sans trop-plein.

Lavabo de 75 cm a apoyar. Puede ser instalado sobre una encimera o con SLIDING Wood System utilizando grifería de pared o encimera. Sin rebosadero.

Накладной умывальник 75 см. Может устанавливаться на полку или на SLIDING Wood System и используется с настенными или в столешнице кранами. Без перелива.



Y0R2

INSTALLAZIONE INSTALLATION

in appoggio
surface-mounted



su base lavabo SLIDING WOOD SYSTEM
on SLIDING WOOD SYSTEM sink base unit



ACCESSORI ACCESSORIES

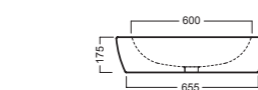
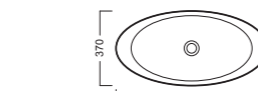


YXMY
sifone di scarico
drain trap

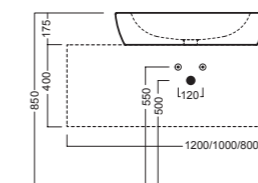
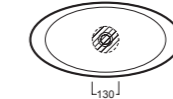


YXMN (BI-White)
YXMP (CR-Chrome)
piletta a scarico libero
free outlet drain siphon

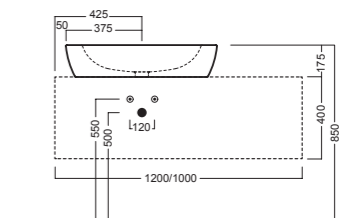
DISEGNO TECNICO TECHNICAL DESIGN



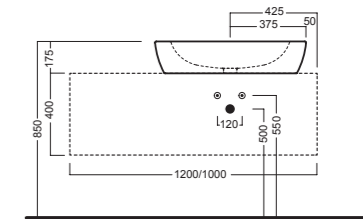
Apertura per installazione su piano
Hole for surface installation



SLIDING wood system_taglio 2 centrale - cut 2 central



SLIDING wood system_taglio 2 sx - cut 2 lh



SLIDING wood system_taglio 2 dx - cut 2 rh

hatria

253

NIDO

365x548

Vaso sospeso senza fori laterali

Vaso sospeso completo di fissaggio speciale. Installazione con staffa universale per sospesi. Integrabile con sedile frenato o non frenato.

Wall hung wc without side holes

Wall-hung WC with special fixing element included. Mounted using universal bracket for wall-hung elements. Can be combined with soft-close or standard seat cover.

Hänge-Wc Ohne seitlichen Löchern

Hänge-Wc inklusive spezieller Halterung. Montage mit universeller Wandhalterung. Kann mit einem gebremsten oder nicht gebremsten Sitz ergänzt werden.

Cuvette suspendu sans trous latéraux

Cuvette suspendue dotée de fixation spéciale. Installation avec étrier universel pour éléments suspendus. A intégrer au abattant avec système frein de chute abattant au sans.

Inodoro suspendido sin orificios laterales

Inodoro suspendido completo sistema de fijación especial. Instalación con estribo universal para artefactos suspendidos. Integrable con asiento con caída amortiguada o no amortiguada.

Подвесной унитаз без боковых отверстий

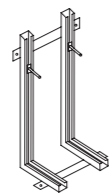
Подвесной унитаз в комплекте с специальным крепежом. Установка с универсальным кронштейном для подвесной сантехники. Может быть укомплектована сиденьем с системой плавного закрывания крышки или с обычной крышкой.




WC YXMD

YXNI

ACCESSORI ACCESSORIES



Y012
staffa universale per sospesi
universal wall hung bracket



YXMO
fissaggio speciale (L 140) dal basso
special fixing (L 140) from the bottom



YXMQ (BI-White)
YXMR (CR-Chrome)
piletta con tappo "Up & Down"
drain siphon with "Up & Down" cap

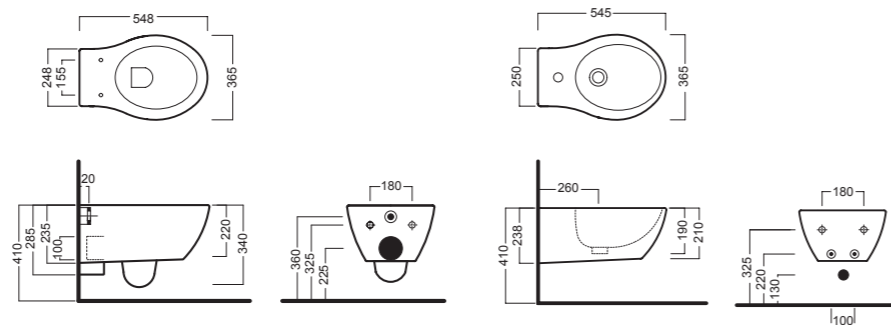


YXWW
sedile frenato
soft close seat cover



YXWX
sedile
seat cover

DISEGNO TECNICO TECHNICAL DESIGN



hatria

254

NIDO

355x555

Vaso scarico universale

Vaso scarico universale per installazione staccato dal muro, completo di curva tecnica di scarico. Da integrare con sedile frenato o non frenato.

WC with universal outlet

WC with universal outlet, for installation away from the wall. To be combined with soft-close or standard seat cover. "s" trap convertor is inclusive.

Wc mit Universal Abgang

Universalklosett, Installation mit Abstand von der Wand, inklusive Abflussbogen. Zur Ergänzung mit einem gebremsten oder nicht gebremsten Sitz.

Cuvette à vidange universelle

Cuvette à chasse d'eau universelle pour installation écartée du mur avec tuyau de vidange coudé. À intégrer avec abattant avec ou sans système frein de chute abattant.

Inodoro con descarga universal

Inodoro con descarga universal para instalación separada de la pared, dotado de curva técnica de descarga. A integrar con asiento con caída amortiguada o no amortiguada.

Унитаз с универсальным сливом

Чаши с универсальной схемой слива для напольного монтажа на расстоянии от стены в комплекте с сантехническим коленом для конвертирования выпуска. Может быть укомплектована сиденьем с системой плавного закрывания крышки или с обычной крышкой.



WC YXBW

YXBU

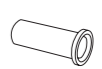
ACCESSORI ACCESSORIES



Y01Q
fissaggio orizzontale
horizontal fixing bolt



YH17
curva tecnica
PVC "s" trap convertor



YP64
raccordo scarico parete
PVC wall connection outlet



YXMQ (BI-White)
YXMR (CR-Chrome)
piletta con tappo "Up & Down"
drain siphon with "Up & Down" cap

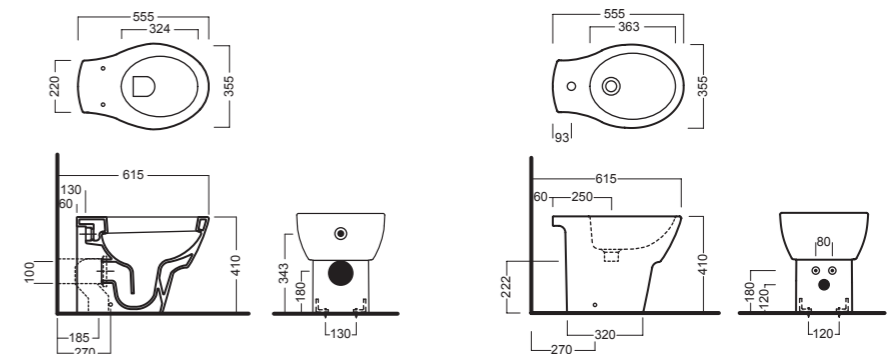


YXWW
sedile frenato
soft close seat cover



YXWX
sedile
seat cover

DISEGNO TECNICO TECHNICAL DESIGN



hatria

255

NIDO

360x555

Vaso scarico universale filo muro

Vaso scarico universale completo di curva tecnica di scarico. Installazione a filo muro. Può essere abbinato alle cassette Monolith. Integrabile con sedile frenato o non Frenato.

Back to wall wc with universal outlet

WC with universal outlet, complete with "S" trap convertor. Back-to-wall installation. Compatible with Monolith cisterns. Can be combined with soft-close or standard seat cover.

WC mit Universal Abgang zur Wand-Montage

Tiefspüler mit Universal Abgang, komplett mit technischer Ablauf-Kurve. Zur Wandmontage. Kombinierbar mit WC-Kasten Monolith. Kann mit einem gebremsten oder nicht gebremsten Sitz ergänzt werden.

Cuvette vidange universelle ras du mur

Cuvette vidange universelle avec tuyau coude de vidange. Installation au ras du mur. Elle peut être associée aux chasses d'eau Monolith. A intégrer au abattant avec système frein de chute abattant au sans.

Inodoro con descarga universal contra la pared

Inodoro con descarga universal completo de curva tecnica de descarga. Instalacion contra la pared. Puede ser combinado con las cisternas Monolith Integrable con asiento con caída amortiguada o no amortiguada.

Унитаз с универсальным сливом

Унитаз с универсальным сливом, в комплекте с сливным коленом Пристенная установка. Может комбинироваться со смывными бачками серии Monolith. Может быть укомплектована сиденьем с системой плавного закрывания крышки или с обычной крышкой.

Bidet monoforo filo muro

Per installazione a filo muro.

Back-to-wall one hole bidet

Back-to-wall bidet.

Einlochbidet

Bidet zur Wandmontage.

Bidet à un trou au ras du mur

Bidet pour installation au ras du mur.

Bidé de un orificio contra la pared

Bidé para instalación contra la pared.

Биде с одним отверстием

Биде для пристенной установки.



4,5 lt
WC Y0QU

Y0QW

ACCESSORI ACCESSORIES



Y0IQ
fissaggio orizzontale
horizontal fixing bolt



YH17
curva tecnica
PVC "s" trap convertor



YP64
raccordo scarico parete
PVC wall connection outlet



YXMQ (BI-White)
YXMR (CR-Chrome)
piletta con tappo "Up & Down"
drain siphon with "Up & Down" cap



Y0MK
Y0YN
cassetta MONOLITH
MONOLITH cistern

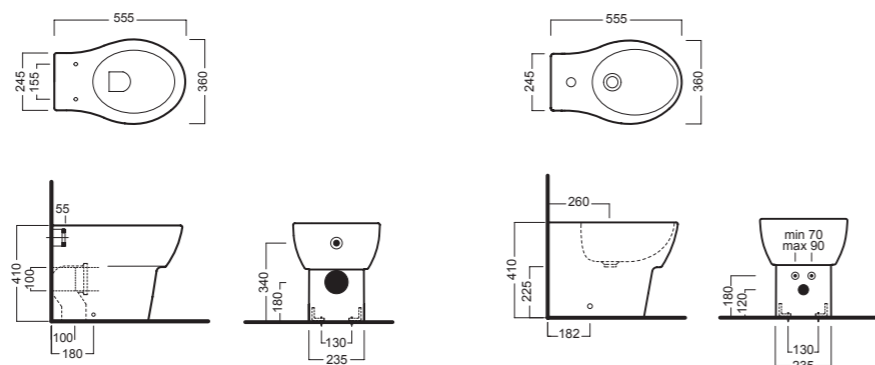


YXWW
sedile frenato
soft close seat cover



YXWX
sedile
seat cover

DISEGNO TECNICO TECHNICAL DESIGN



hatria

256

NIDO

355x655x803

Vaso monoblocco con cassetta

Vaso monoblocco scarico universale per installazione a filo muro. Con cassette doppio scarico 3/6 litri entrata acqua laterale alta, bassa oppure posteriore, completo di curva tecnica di scarico e fissaggio. Da integrare con sedile frenato o non frenato.

Coupled WC with cistern

One-piece universal outlet WC for back-to-wall installation. Can be combined with soft-close or standard seat cover. "S" trap convertor and fixing element included. To be combined with cisterns with side top/bottom or back inlet system.

Kompaktes Klosett mit Spülkasten

Monoblock-Wc mit Universal Abgang zur Wand-Montage. Komplett mit technischen Biege Abgas- und Befestigungs. Ergänzt mit soft close Sitz oder normalem Sitz, mit Spülkasten mit Wassereingang seitlich, hoch, niedrig oder rückwärtig.

Cuvette monobloc avec chasses d'eau

Cuvette monobloc a vidange universelle pour installation au ras du mur. Complete "s" raccordo pour sortie au sol et la fixation. Intégrable au abattant avec système frein de chute abattant ou sans. A intégrer aux chasses d'eau avec arrivée d'eau laterale haute, basse ou posterieure.

Inodoro monobloque con cisterna

Inodoro monobloque con descarga universal para instalar contra la pared. Manguito conexión (S-trap) y fijación incluido. Integrable con asiento frenado o no. A integrar con cisternas de entrada de agua lateral alta, baja o bien, posterior.

Моноблочный унитаз с Бачок

Моноблочный унитаз с универсальным сливом для пристенной установки. В комплекте с технической изгиба выхлопных газов и крепления. Может комбинироваться с сиденьем с механизмом плавного опускания или без него. Должен быть дополнен смывным бачком с боковым верхним, нижним или задним подводом воды.



WC Y0TQ
3/6 L Y0X0
3/6 L Y0X6
3/6 L Y1BC

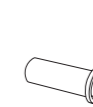
ACCESSORI ACCESSORIES



Y0IQ
fissaggio orizzontale
horizontal fixing bolt



Y0EN
curva tecnica con kit di fissaggio a parete
PVC "s" trap convertor with wall fixing



YP64
raccordo scarico parete
PVC wall connection outlet

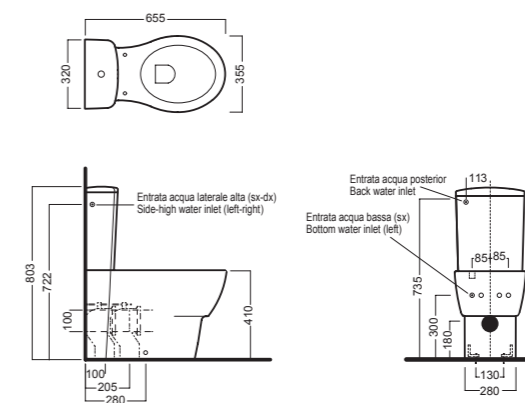


YXWW
sedile frenato
soft close seat cover



YXWX
sedile
seat cover

DISEGNO TECNICO TECHNICAL DESIGN



hatria

257

ERIKA pro Q 120 - 100

1200x450

Lavabo con doppio bacino, sospeso a muro. Integrabile con 2 semicolonne oppure con sifone estetico. Può essere installato su mobile.

Double wall-hung washbasin. Can be combined with 2 siphon covers or aesthetic drain trap. Can be fitted on countertop.

Doppelwaschbecken für die Wandmontage. Kann mit 2 Halbsäulen oder mit einem sichtbaren Siphon ergänzt bzw. auf einem Möbel installiert werden.

Lavabo à double vasque, suspendu au mur. Intégrable avec 2 demi-colonnes ou avec siphon visible. Possibilité d'installation sur meuble.

Lavabo con doble seno suspendido de pared. Integrable con 2 semipedestales o sifón visto. Puede ser instalado sobre mueble.

Умывальник с двойной раковиной для пристенного монтажа. С двумя полуколоннами или с открытым сифоном. Может встраиваться в мебель.

1000x450

Lavabo sospeso a muro. Integrabile con semicolonna oppure con sifone estetico. Può essere installato su mobile.

Wall-hung washbasin. Can be combined with siphon cover or aesthetic drain trap. Can be fitted on countertop.

Hängewaschbecken für die Wandmontage. Kann mit einer Halbsäule oder mit einem sichtbaren Siphon ergänzt bzw. auf einem Möbel installiert werden.

Lavabo suspendu au mur. Intégrable avec demi-colonne ou avec siphon visible. Possibilité d'installation sur meuble.

Lavabo suspendido de pared. Integrable con semipedestal o sifón visto. Puede ser instalados sobre mueble.

Раковина для пристенного монтажа. С полуколонной или открытым сифоном. Может встраиваться в мебель.



YXJC

YXEA

INSTALLAZIONE INSTALLATION

sospeso
wall hung



su mobile
on a custom-made furniture



ACCESSORI ACCESSORIES



YR47
fissaggio lavabo
fixing bolt for washbasin



YXMY
sifone di scarico
drain trap



YXMQ (BI-White)
YXMR (CR-Chrome)
piletta con tappo "Up & Down"
drain siphon with "Up & Down" cap

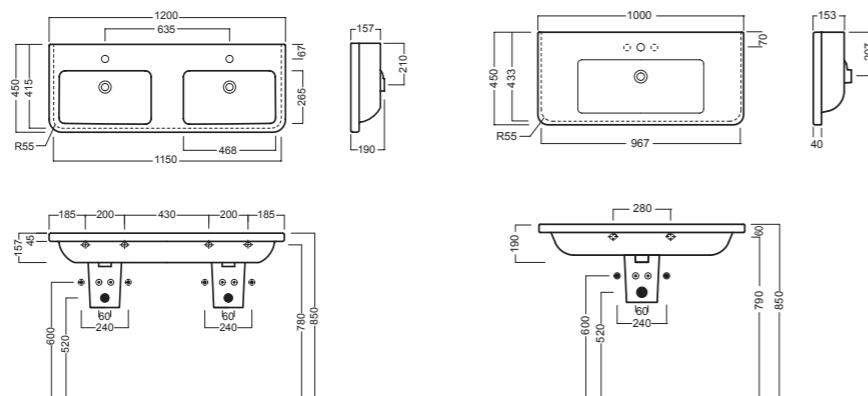


YXBK
semicolonna
siphon cover



Y0IQ
fissaggio per semicolonna
fixing bolt for siphon cover

DISEGNO TECNICO TECHNICAL DESIGN



hatria

258

ERIKA pro Q 80

800x450

Lavabo sospeso a muro. Integrabile con semicolonna oppure con sifone estetico. Può essere installato su mobile.

Wall-hung washbasin. Can be combined with siphon cover or aesthetic drain trap. Can be fitted on countertop.

Hängewaschbecken für die Wandmontage. Kann mit einer Halbsäule oder mit einem sichtbaren Siphon ergänzt bzw. auf einem Möbel installiert werden.

Lavabo suspendu au mur. Intégrable avec demi-colonne ou avec siphon visible. Possibilité d'installation sur meuble.

Lavabo suspendido de pared. Integrable con semipedestal o sifón visto. Puede ser instalados sobre mueble.

Раковина для пристенного монтажа. С полуколонной или открытым сифоном. Может встраиваться в мебель.

750x425x400

Mobile contenitore sottolavabo 750x425x400h ad 1 cassetto. Disponibile in tre finiture: Bianco lucido, Noce e Wengé.

750x425x400h one-drawer furniture. Available in three finishes: Glossy white, Nut and Wengé.

Badmöbel 750x425x400h mit 1 Schubladen. Erhältlich in drei Ausführungen: Weiss glanz, Nussbaum und Wenge.

Cabinet de toilette avec 1 tiroir 750x425x400h. Disponible en trois finitions: Blanc brillant, Noyer et Wengé.

Mueble bajo lavabo con 1 cajón 750x425x400h. Disponible en tres acabados: Blanco brillante, Nogal y Wengué.

Шкаф тцеты с 1 ящика 750x425x400h. Выпускается в три вариантах отделки: Белый блестящий, Грецкого ореха и Венге.



YXE9

INSTALLAZIONE INSTALLATION

sospeso
wall hung



su mobile
on a custom-made furniture



su mobile ERIKA pro Q
on ERIKA pro Q furniture



ACCESSORI ACCESSORIES



YR47
fissaggio lavabo
fixing bolt for washbasin



YXMY
sifone di scarico
drain trap



YXMQ (BI-White)
YXMR (CR-Chrome)
piletta con tappo "Up & Down"
drain siphon with "Up & Down" cap



YXBK
semicolonna
siphon cover



Y0IQ
fissaggio per semicolonna
fixing bolt for siphon cover



Y1AX

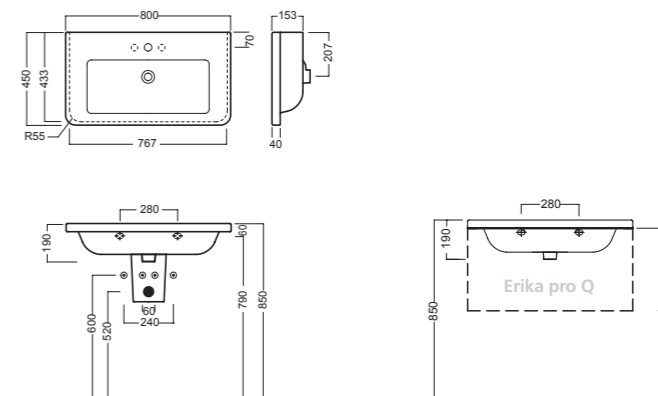


Y1AU92



Y1AV91

DISEGNO TECNICO TECHNICAL DESIGN



● Bianco lucido
Glossy white

● Noce
Nut

● Wengé

hatria

259

ERIKA pro Q 65 - 60

650x450
600x450

Lavabi sospesi a muro. Integrabili con colonna, semicolonna oppure con sifone estetico. Possono essere installati su mobile.

Wall-hung washbasins. Can be combined with full column, siphon cover or aesthetic drain trap. Can be fitted on countertop.

Hängewaschbecken für die Wandmontage. Kann mit einer Standsäule, einer Halbsäule oder mit einem sichtbaren Siphon ergänzt bzw. auf einem Möbel installiert werden.

Lavabos suspendus au mur. Intégrables avec colonne, demi-colonne ou avec siphon visible. Possibilité d'installation sur meuble.

Lavabos suspendidos de pared. Integrable con pedestal, semipedestal o sifón visto. Pueden ser instalados sobre mueble.

Подвесная раковина для пристенного монтажа. С колонной, полуколонной или с открытым сифоном. Может встраиваться в мебель.



YXBE



YXBH

INSTALLAZIONE INSTALLATION

sospeso
wall hung



su mobile
on a custom-made furniture



ACCESSORI ACCESSORIES



YR47
fissaggio lavabo
fixing bolt for washbasin



YXMY
sifone di scarico
drain trap



YXMQ (BI-White)
YXMR (CR-Chrome)
piletta con tappo "Up & Down"
drain siphon with "Up & Down" cap



YXBK
semicolonna
siphon cover

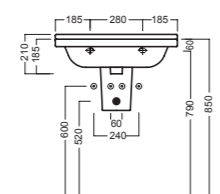
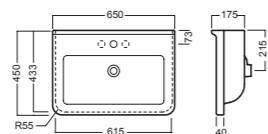


YXHE
colonna
pedestal

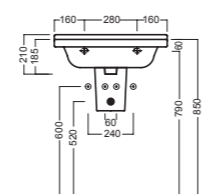
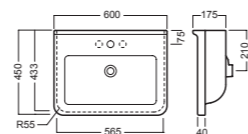


Y0IQ
fissaggio per semicolonna
fixing bolt for siphon cover

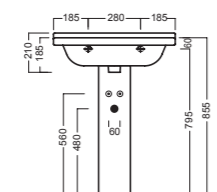
DISEGNO TECNICO TECHNICAL DESIGN



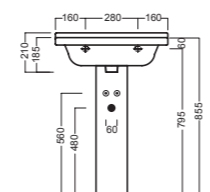
semicolonna_siphon cover



semicolonna_siphon cover



colonna_pedestal



colonna_pedestal

hatria

ERIKA pro Q 55 - 45

550x400
450x380

Lavabi sospesi a muro. Integrabili con colonna, semicolonna oppure con sifone estetico. Possono essere installati su mobile.

Wall-hung washbasins. Can be combined with full column, siphon cover or aesthetic drain trap. Can be fitted on countertop.

Hängewaschbecken für die Wandmontage. Kann mit einer Standsäule, einer Halbsäule oder mit einem sichtbaren Siphon ergänzt bzw. auf einem Möbel installiert werden.

Lavabos suspendus au mur. Intégrables avec colonne, demi-colonne ou avec siphon visible. Possibilité d'installation sur meuble.

Lavabos suspendidos de pared. Integrable con pedestal, semipedestal o sifón visto. Pueden ser instalados sobre mueble.

Подвесная раковина для пристенного монтажа. С колонной, полуколонной или с открытым сифоном. Может встраиваться в мебель.



YXBI



YXBJ

INSTALLAZIONE INSTALLATION

sospeso
wall hung



su mobile
on a custom-made furniture



ACCESSORI ACCESSORIES



YR47
fissaggio lavabo
fixing bolt for washbasin



YXMY
sifone di scarico
drain trap



YXMQ (BI-White)
YXMR (CR-Chrome)
piletta con tappo "Up & Down"
drain siphon with "Up & Down" cap



YXBK
semicolonna
siphon cover

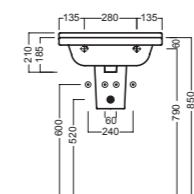
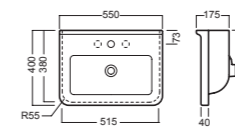


YXHE
colonna
pedestal

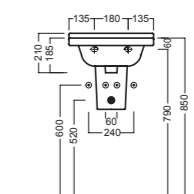
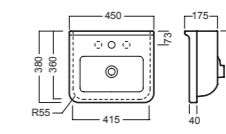


Y0IQ
fissaggio per semicolonna
fixing bolt for siphon cover

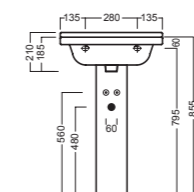
DISEGNO TECNICO TECHNICAL DESIGN



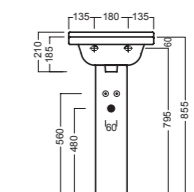
semicolonna_siphon cover



semicolonna_siphon cover



colonna_pedestal



colonna_pedestal

hatria

ERIKA pro Q

345x530

Vaso sospeso

Vaso sospeso completo di fissaggio speciale. Installazione con staffa universale per sospesi. Integrabile con sedile frenato o non frenato.

Wall hung wc

Wall-hung WC with special fixing element included. Mounted using universal bracket for wall-hung elements. Can be combined with soft-close or standard seat.

Hänge-Wc

Hänge-Wc inklusive spezieller Halterung. Montage mit universeller Wandhalterung. Kann mit einem gebremsten oder nicht gebremsten Sitz ergänzt werden.

Cuvette suspendu

Cuvette suspendue dotée de fixation spéciale. Installation avec étrier universel pour éléments suspendus. A intégrer au abattant avec système frein de chute abattant au sans.

Inodoro suspendido

Inodoro suspendido completo sistema de fijación especial. Instalación con estribo universal para artefactos suspendidos. Integrable con asiento con caída amortiguada o no amortiguada.

Подвесной унитаз

Подвесной унитаз в комплекте с специальным крепежом. Установка с универсальным кронштейном для подвесной сантехники. Может быть укомплектована сиденьем с системой плавного закрывания крышки или с обычной крышкой.

Bidet sospeso monoforo

Bidet sospeso completo di fissaggio speciale. Installazione con staffa universale per sospesi.

One hole wall hung bidet

One-hole wall hung bidet with special fixing included. Mounted using universal bracket for wall-hung elements.

Einlochbidet wandhängend

Wand-Bidet inklusive spezieller Halterung. Zur Montage mit universeller Wand-Halterung.

Bidet suspendu à un trou

Bidet suspendu avec kit de fixation spécial. Installation avec étrier universel pour éléments suspendus.

Bidè suspendido de un orificio

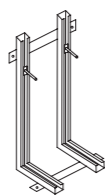
Bidè suspendido completo de sistema de fijación especial. Instalación con estribo universal para artefactos suspendidos.

Подвесное биде с одним отверстием

Подвесное биде в комплекте со специальным крепежом. Установка с универсальным кронштейном для подвесной сантехники.



ACCESSORI ACCESSORIES



Y01Z
staffa universale per sospesi
universal wall hung bracket



YXMO ✓
fissaggio speciale (L 140)
dal basso
special fixing (L 140) from
the bottom



YXMQ (BI-White)
YXMR (CR-Chrome)
piletta con tappo "Up & Down"
drain siphon with "Up & Down" cap

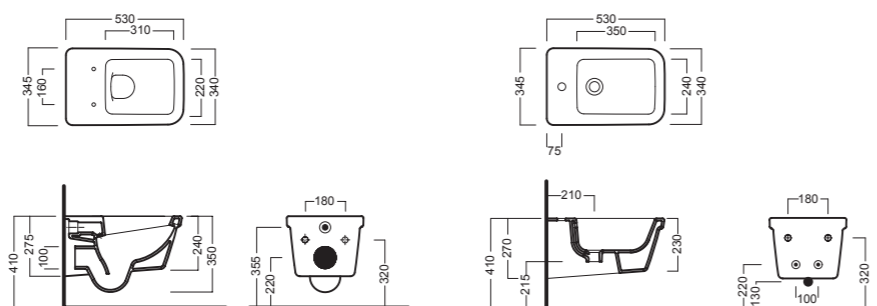


YXJM
sedile frenato
soft close seat cover



YXJL
sedile
seat cover

DISEGNO TECNICO TECHNICAL DESIGN



hatria

262

ERIKA pro Q

350x530

Vaso scarico universale filo muro

Vaso scarico universale completo di curva tecnica di scarico. Installazione a filo muro. Può essere abbinato alle cassette Monolith. Integrabile con sedile frenato o non frenato.

Back to wall wc with universal outlet

WC with universal outlet, complete with U-bend element. Back-to-wall installation. Compatible with Monolith cisterns. Can be combined with soft-close or standard seat.

WC mit Universal Abgang

Tiefspüler mit Universal Abgang, komplett mit technischer Ablauf-Kurve. Zur Wandmontage. Kombinierbar mit WC-Kasten Monolith. Kann mit einem gebremsten oder nicht gebremsten Sitz ergänzt werden.

Cuvette vidange universelle ras du mur

Cuvette vidange universelle avec tuyau coudé de vidange. Installation au ras du mur. Elle peut être associée aux chasses d'eau Monolith. A intégrer au abattant avec système frein de chute abattant au sans.

Inodoro con descarga universal contra la pared

Inodoro con descarga universal completo de curva técnica de descarga. Instalación contra la pared. Puede ser combinado con las cisternas Monolith.

Integrable con asiento con caída amortiguada o no amortiguada.

Унитаз с универсальным сливом

Унитаз с универсальным сливом, в комплекте с сливным коленом. Пристенная установка. Может комбинироваться со смывными бачками серии Monolith. Может быть укомплектована сиденьем с системой плавного закрывания крышки или с обычной крышкой.

Bidet monoforo filo muro

Bidet per installazione a filo muro.

Back-to-wall one hole bidet

Back-to-wall bidet.

Einlochbidet

Bidet zur Wandmontage.

Bidet à un trou au ras du mur

Bidet pour installation au ras du mur.

Bidè de un orificio contra la pared

Bidè para instalación contra la pared.

Биде с одним отверстием

Биде для пристенной установки.



ACCESSORI ACCESSORIES



Y01Q
fissaggio orizzontale
horizontal fixing bolt



YH17 ✓
curva tecnica
PVC "s" trap converter



YP64
raccordo scarico parete
PVC wall connection outlet



YXMQ (BI-White)
YXMR (CR-Chrome)
piletta con tappo "Up & Down"
drain siphon with "Up & Down" cap



YXJM
sedile frenato
soft close seat cover

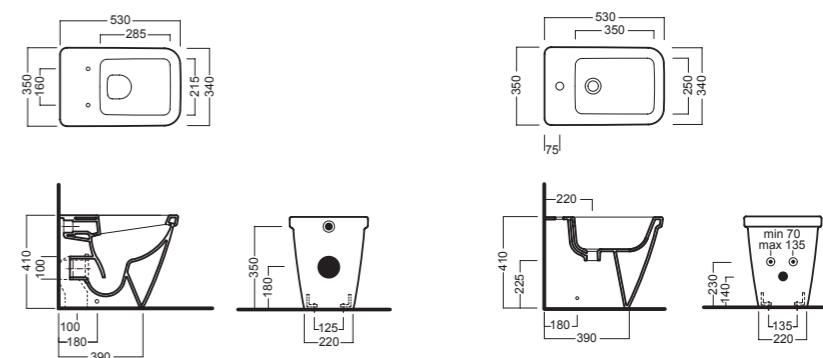


YXJL
sedile
seat cover



Y0MK 3/6 L
Y0YN 3/6 L
cassetta MONOLITH
MONOLITH cistern

DISEGNO TECNICO TECHNICAL DESIGN



hatria

263

ERIKA pro Q

370x625x805

Vaso monoblocco con cassetta filo muro

Vaso monoblocco scarico universale per installazione a filo muro completo di curva tecnica. Integrabile con sedile frenato o non frenato. In abbinamento cassette quadre entrata acqua laterale alta oppure bassa, con meccanismo 3/6 lit preinstallato o non.

Back to wall coupled WC with cistern

One-piece universal outlet WC. Can be combined with soft-close or standard seat cover. "S" trap convertor is inclusive. To be combined with cisterns with side top/bottom or rear inlet system.

Kompaktes Klosett mit Spülkasten Wandmontage

Kompaktes Klosett mit Universalabfluss zum Installieren direkt an der Wand, inklusive Abflussbogen. Kann mit einem gebremsten oder nicht gebremsten Sitz ergänzt werden.

Zur Kombination mit eckigen Spülkästen mit Wasserzufuhr oben oder unten seitlich, mit der Möglichkeit eines bereits installierten Spülmechanismus für 3 bzw. 6 Liter.

Cuvette monobloc avec chasses d'eau au mur

Cuvette monobloc à chasse d'eau universelle pour installation au ras du mur avec tuyau de vidange coudé. Intégrable avec abattant avec ou sans système frein de chute abattant.

Possibilité d'être intégrée aux chasses d'eau carrées avec arrivée d'eau latérale par le haut ou par le bas, avec ou sans mécanisme à double touche avec réservoir de chasse 3 ou 6 litres préinstallé.

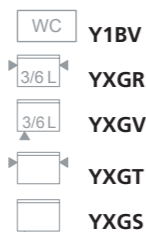
Inodoro monobloque con cisterna contra la pared

Inodoro monobloque con descarga universal para instalación a ras de la pared, dotado de curva técnica. Integrable con asiento con caída amortiguada o no amortiguada.

En combinación con cisternas cuadradas entrada de agua lateral alta o baja, con mecanismo de 3/6 litros preinstalado o no.

Моноблочный унитаз с Бачок пристенная установка

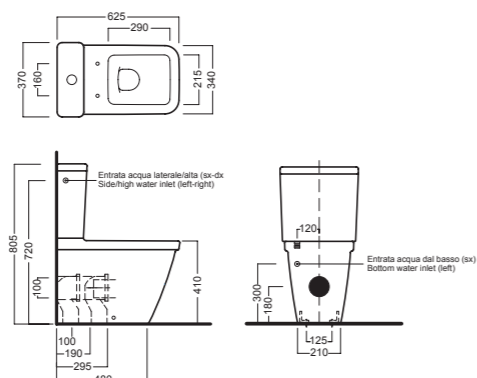
Чаши литая моноблок с универсальной схемой слива для пристенного монтажа в комплекте с сантехническим коленом для конвертирования выпуска. Может быть укомплектована сиденьем с системой плавного закрывания крышки или с обычной крышкой. Может устанавливаться с квадратными бачками для слива с боковым подводом воды сверху или снизу, с механизмом двойного слива, объем 3/6 л или без механизма.



ACCESSORI ACCESSORIES



DISEGNO TECNICO TECHNICAL DESIGN



hatria

264

ERIKA pro 68 - 62

680x480
620x460

Lavabi sospesi a muro. Integrabili con colonna, semicolonna oppure con sifone estetico.

Wall-hung washbasins. Can be combined with full column, siphon cover or aesthetic drain trap.

Hängewaschbecken für die Wandmontage. Kann mit einer Standsäule, einer Halbsäule oder mit einem sichtbaren Siphon ergänzt bzw.

Lavabos suspendus au mur. Intégrables avec colonne, demi-colonne ou avec siphon visible.

Lavabos suspendidos de pared. Integrable con pedestal, semipedestal o sifón visto.

Подвесная раковина для пристенного монтажа. С колонной, полуколонной или с открытым сифоном.



YXJD



YXJE

INSTALLAZIONE INSTALLATION

sospeso
wall hung



ACCESSORI ACCESSORIES



YR47
fissaggio lavabo
fixing bolt for washbasin



YXMY
sifone di scarico
drain trap



YXMQ (BI-White)
YXMR (CR-Chrome)
piletta con tappo "Up & Down"
drain siphon with "Up & Down" cap



YXBK
semicolonna
siphon cover

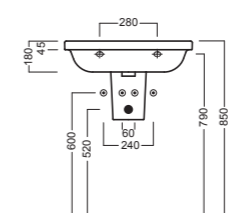
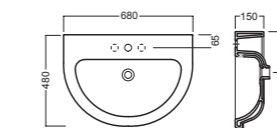


YXHE
colonna
pedestal

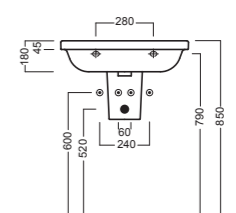
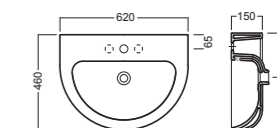


Y0IQ
fissaggio per semicolonna
fixing bolt for siphon cover

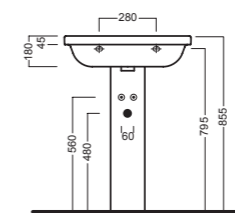
DISEGNO TECNICO TECHNICAL DESIGN



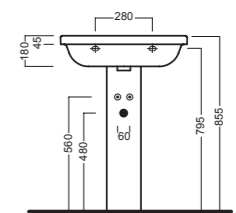
semicolonna_siphon cover



semicolonna_siphon cover



colonna_pedestal



colonna_pedestal

hatria

265

ERIKA pro

370x530

Vaso sospeso

Installazione con staffa universale per sospesi. Integrabile con sedile frenato o non frenato.

Wall hung wc

Mounted using universal bracket for wall-hung elements. Can be combined with soft-close or standard seat.

Hänge-Wc

Montage mit universeller Wandhalterung. Kann mit einem gebremsten oder nicht gebremsten Sitz ergänzt werden.

Cuvette suspendu

Installation avec étrier universel pour éléments suspendus. A intégrer au abattant avec système frein de chute abattant au sans.

Inodoro suspendido

Instalación con estribo universal para artefactos suspendidos. Integrable con asiento con caída amortiguada o no amortiguada.

Подвесной унитаз

Установка с универсальным кронштейном для подвесной сантехники. Может быть укомплектована сиденьем с системой плавного закрывания крышки или с обычной крышкой.

Bidet sospeso monoforo

Installazione con staffa universale per sospesi.

One hole wall hung bidet

Mounted using universal bracket for wall-hung elements.

Einlochbidet wandhängend

Zur Montage mit universeller Wand-Halterung.

Bidet suspendu à un trou

Installation avec étrier universel pour éléments suspendus.

Bidè suspendido de un orificio

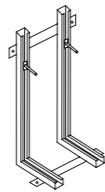
Instalación con estribo universal para artefactos suspendidos.

Подвесное биде с одним отверстием

Установка с универсальным кронштейном для подвесной сантехники.



ACCESSORI ACCESSORIES



Y012
staffa universale per sospesi
universal wall hung bracket



YXMQ (BI-White)
YXMR (CR-Chrome)
piletta con tappo "Up & Down"
drain siphon with "Up & Down" cap

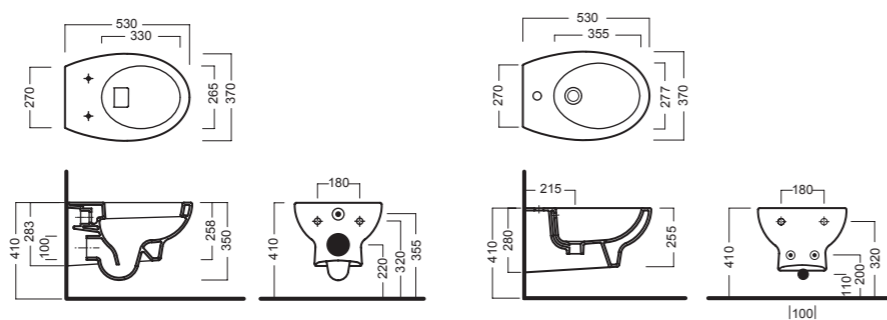


YXAG
sedile frenato
soft close seat cover



YXAH
sedile
seat cover

DISEGNO TECNICO TECHNICAL DESIGN



hatria

266

ERIKA pro

370x530

Vaso scarico universale

Vaso scarico universale per installazione staccato dal muro, completo di curva tecnica di scarico. Da integrare con sedile frenato o non frenato.

WC with universal outlet

WC with universal outlet, for installation away from the wall. To be combined with soft-close or standard seat cover. "s" trap convertor is inclusive.

Wc mit Universal Abgang

Universalklosett, Installation mit Abstand von der Wand, inklusive Abflussbogen. Zur Ergänzung mit einem gebremsten oder nicht gebremsten Sitz.

Cuvette à vidange universelle

Cuvette à chasse d'eau universelle pour installation écartée du mur avec tuyau de vidange coudé. À intégrer avec abattant avec ou sans système frein de chute abattant.

Inodoro con descarga universal

Inodoro con descarga universal para instalación separada de la pared, dotado de curva técnica de descarga. A integrar con asiento con caída amortiguada o no amortiguada.

Унитаз с универсальным сливом

Чаши с универсальной схемой слива для напольного монтажа на расстоянии от стены в комплекте с сантехническим коленом для конвертирования выпуска. Может быть укомплектована сиденьем с системой плавного закрывания крышки или с обычной крышкой.

Bidet monoforo

Bidet a terra per installazione staccato dal muro. Uscita acqua dalla rubinetteria.

One hole bidet

Floor-mounted bidet for installation away from the wall.

Einlochbidet

Stand-Bidet zur Vorwandinstallation.

Bidet à un trou


Bidet posé au sol pour installation écartée du mur.

Bidè de un orificio

Bidè de tierra a instalar separado de la pared.

Биде с одним отверстием

Напольное биде для установки на расстоянии от стены.



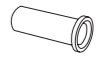
ACCESSORI ACCESSORIES



Y01Q
fissaggio orizzontale
horizontal fixing bolt



YH17
curva tecnica
PVC "s" trap converter



YP64
raccordo scarico parete
PVC wall connection outlet



YXMQ (BI-White)
YXMR (CR-Chrome)
piletta con tappo "Up & Down"
drain siphon with "Up & Down" cap

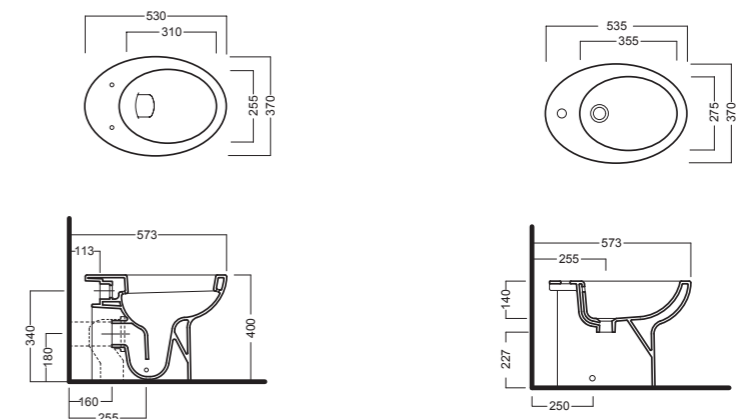


YXAG
sedile frenato
soft close seat cover



YXAH
sedile
seat cover

DISEGNO TECNICO TECHNICAL DESIGN



hatria

267

ERIKA pro

370x655x778

Vaso monoblocco con cassetta

Vaso monoblocco scarico universale completo di curva tecnica di scarico. Integrabile con sedile frenato o non frenato. In abbinamento cassette tonde entrata acqua laterale alta oppure bassa, con meccanismo 3/6 lit preinstallato o non.

Coupled WC with cistern

One-piece universal outlet. Can be combined with soft-close or standard seat cover. "S" trap convertor is inclusive. To be combined with cisterns with side top/bottom or back inlet system.

Kompaktes Klosett mit Spülkasten

Kompaktes Klosett mit Universalabfluss inklusive Abflussbogen. Kann mit einem gebremsten oder ungebremsten Sitz ergänzt werden. Zur Kombination mit runden Spülkästen mit Wasserzufuhr oben oder unten seitlich, mit der Möglichkeit eines bereits installierten Spülmechanismus für 3 bzw. 6 Liter.

Cuvette monobloc avec chasses d'eau

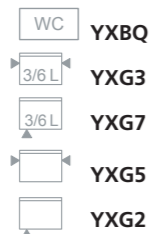
Cuvette monobloc à chasse d'eau universelle avec tuyau de vidange coudé. À intégrer avec abattant avec ou sans système frein de chute abattant. Possibilité de chasses d'eau ronde à arrivée d'eau latérale par le haut ou par le bas, avec ou sans mécanisme à double touche avec réservoir de chasse 3 ou 6 litres préinstallé.

Inodoro monobloque con cisterna

Inodoro monobloque con descarga universal, dotado de curva técnica de descarga. Integrable con asiento con caída amortiguada o no amortiguada. En combinación con cisternas redondas entrada de agua lateral alta o baja, con mecanismo de 3/6 litros preinstalado o no.

Моноблочный унитаз с Бачок

Чаша литая моноблок с универсальной схемой слива в комплекте с сантехническим коленом для конвертирования выпуска. Может быть укомплектована сиденьем с системой плавного закрывания крышки или с обычной крышкой. Может устанавливаться с круглыми бачками для слива с боковым подводом воды сверху или снизу, с механизмом двойного слива, объем 3/6 л или без механизма.



ACCESSORI ACCESSORIES



Y01Q
fissaggio orizzontale
horizontal fixing bolt



YH17
curva tecnica
PVC "s" trap convertor



YP64
raccordo scarico parete
PVC wall connection outlet

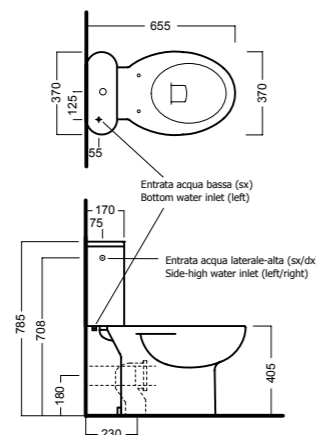


YXAG
sedile frenato
soft close seat cover



YXAH
sedile
seat cover

DISEGNO TECNICO TECHNICAL DESIGN



hatria

268

ERIKA pro

RIMLESS WC

355x540

Vaso sospeso senza brida

Vaso sospeso senza brida. Installazione con staffa universale per sospesi. Integrabile con sedile frenato o non frenato.

Wall hung rimless wc

Wall-hung rimless WC. Mounted using universal bracket for wall-hung elements. Can be combined with soft close or standard seat.

Hänge- ohne Spülrand Wc

Hänge- ohne Spülrand Wc. Montage mit universeller Wandhalterung. Kann mit einem gebremsten oder nicht gebremsten Sitz ergänzt werden.

Cuvette suspend sans bride

Cuvette suspendue sans bride. Installation avec étrier universel pour éléments suspendus. À intégrer au abattant avec système frein de chute abattant au sans.

Inodoro suspendido sin canal de lavado

Inodoro suspendido sin canal de lavado. Instalacion con estribo universal para artefactos suspendidos. Integrable con asiento con caída amortiguada o no amortiguada.

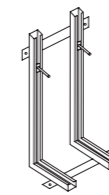
Унитаз подвесной без сливного кольца

Унитаз подвесной без сливного кольца. Установка с универсальным кронштейном для подвесной сантехники. Может быть укомплектован сиденьем с системой плавного закрывания крышки или с обычной крышкой.



ERIKA pro

ACCESSORI ACCESSORIES



Y012
staffa universale per sospesi
universal wall hung bracket

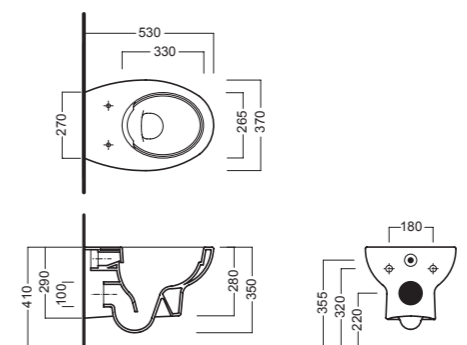


YXVX
sedile frenato
soft close seat cover



YXVY
sedile
seat cover

DISEGNO TECNICO TECHNICAL DESIGN



hatria

269

YOU & ME 92

920x460

Lavabo con doppio bacino, sospeso a muro, completo di fissaggi. Installabile anche in appoggio su piano.


Wall-hung twin washbasin, complete with fixing elements. Can also be surface-mounted.

Washbecken mit doppeltem Becken, wandhängend, inklusive Halterungen. Auch zur Montage auf Ebene.

Lavabo à double vasque, suspendu au mur, livré avec kit de fixation. Installable avec bord de vasque apparent sur plan de toilette.

Lavabo con doble jofaina, suspendido en la pared, completo de sistema de fijación. También se puede apoyar sobre una encimera.

Подвесной настенный умывальник с двойной чашей в комплекте с крепежом. Может также устанавливаться на полку.



 **YOHF**

INSTALLAZIONE INSTALLATION

sospeso
wall hung



in appoggio
surface-mounted



ACCESSORI ACCESSORIES



YR47
fissaggio lavabo
fixing bolt for washbasin

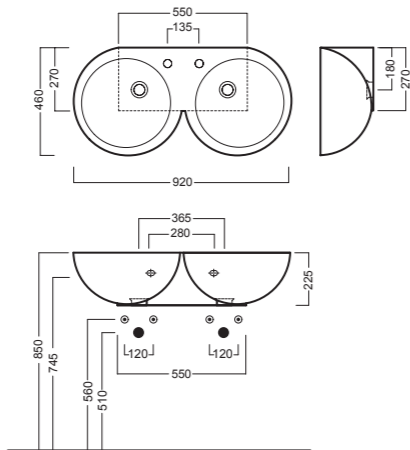


YXMY
sifone di scarico
drain trap



YXMQ (BI-White)
YXMR (CR-Chrome)
piletta con tappo "Up & Down"
drain siphon with "Up & Down" cap

DISEGNO TECNICO TECHNICAL DESIGN



hatria
270

YOU & ME 90 - 70

900x460
703x445

Lavabi sospesi a muro, completi di fissaggi. Possono essere installati anche in appoggio su piano o su base SLIDING Wood System.

Wall-hung washbasins, complete with fixing elements. Can also be installed surface-mounted or on SLIDING Wood System sink base unit.

Wand-Washbecken, inklusive Halterungen. Auch zur Montage aufliegend oder mit SLIDING Wood System.

Lavabos suspendu au mur, livré avec kit de fixation. Installables aussi avec bord de vasque apparent sur plan de toilette ou avec SLIDING Wood System.

Lavabos suspendidos en la pared, completo de sistema de fijación. También puede ser instalado sobre una encimera o con SLIDING Wood System.

Подвесной настенный умывальник в комплекте с крепежом. Может также устанавливаться на полку или на SLIDING Wood System.



 **YOUK**



 **YOUJ**
 **YXEN**

INSTALLAZIONE INSTALLATION

sospeso
wall hung



in appoggio
surface-mounted



su base lavabo SLIDING WOOD SYSTEM
on SLIDING WOOD SYSTEM sink base unit



ACCESSORI ACCESSORIES



YR47
fissaggio lavabo
fixing bolt for washbasin

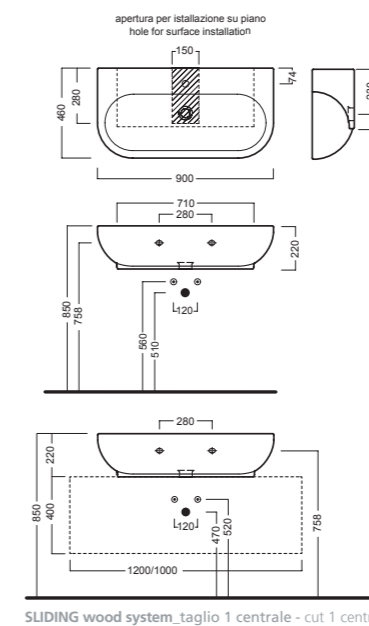


YXMY
sifone di scarico
drain trap

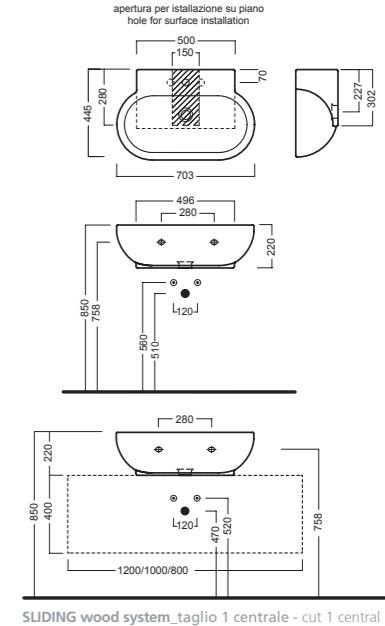


YXMQ (BI-White)
YXMR (CR-Chrome)
piletta con tappo "Up & Down"
drain siphon with "Up & Down" cap

DISEGNO TECNICO TECHNICAL DESIGN



SLIDING wood system_taglio 1 centrale - cut 1 central



SLIDING wood system_taglio 1 centrale - cut 1 central

hatria
271

YOU & ME 46

460x460

Lavabo sospeso a muro, completo di fissaggi. Nelle due versioni destro e sinistro, può essere installato ad angolo oppure a centro parete. Anche in appoggio su piano.

Wall-hung washbasin, complete with fixing elements. Right-hand or left-hand versions. Can be mounted in the corner or the centre of the wall, or surface-mounted.

Washbecken wandhängend, inklusive Halterungen. Rechts – oder linksseitig, mit verschiedenen Montagelösungen: über Eck oder wandmittig. Auch aufliegend.

Lavabo suspendu au mur, livré avec kit de fixation. Réalisé dans les deux versions droite et gauche, il peut être installé en angle ou bien au centre du mur. Il peut également être installé avec bord de vasque apparent sur plan de toilette.

Lavabo suspendido en la pared, completo de sistema de fijación. En sus dos versiones, derecho e izquierdo, puede ser instalado en ángulo o bien, en el centro de la pared. También apoyado sobre una encimera.

Подвесной настенный умывальник в комплекте с крепежом. В правостороннем и левостороннем исполнении может устанавливаться в углу, в центре стены, а также на полке.



YOH7 dx - rh

YOH6 sx - lh

INSTALLAZIONE INSTALLATION

sospeso
wall hung



in appoggio
surface-mounted



esempi di montaggio
mounting examples



ACCESSORI ACCESSORIES



YR47
fissaggio lavabo
fixing bolt for washbasin

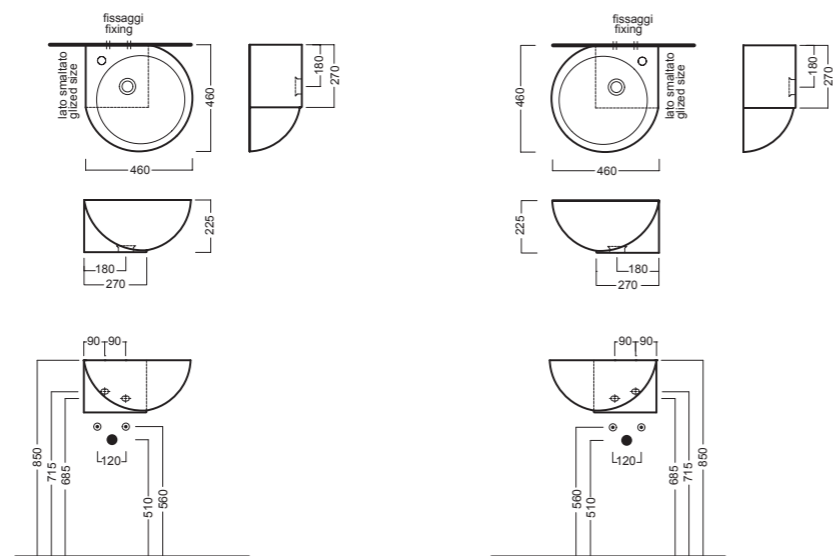


YXMY
sifone di scarico
drain trap



YXMQ (BI-White)
YXMR (CR-Chrome)
piletta con tappo "Up & Down"
drain siphon with "Up & Down" cap

DISEGNO TECNICO TECHNICAL DESIGN



hatria

272

YOU & ME

375x505

Vaso d'angolo destro scarico universale filo muro

Vaso angolare destro scarico universale completo di curva tecnica di scarico e fissaggio. Installazione a filo muro. Può essere abbinato alle cassette Monolith. Integrabile con sedile frenato.

Back to wall right-hand corner wc with universal outlet

Right-hand corner WC with universal outlet, complete with U-bend and fixing elements. Back-to-wall installation. Compatible with Monolith cisterns. Can be combined with soft-close seat cover.

Eck-Wc rechts mit Universal Abgang zur Wand-Montage

Tiefspüler Eck-Wc rechts mit Universal Abgang, komplett mit technischer Ablauf-Kurve und Halterung. Zur Wandmontage. Kombinierbar mit WC-Kasten Monolith. Kann mit einem gebremsten Sitz ergänzt werden.

Cuvette d'angle à droite vidange universelle ras du mur

Cuvette d'angle à droite vidange universelle avec tuyau coude de vidange et fixation. Installation au ras du mur. Elle peut être associée aux chasses d'eau Monolith. A intégrer au abattant avec système frein de chute abattant.

Inodoro angular derecho con descarga universal contra la pared

Inodoro angular derecho con descarga universal completo de curva técnica de descarga y sistema de fijación. Instalación contra la pared. Puede ser combinado con las cisternas Monolith. Integrable con asiento con caída amortiguada.

Унитаз угловой правосторонний с универсальным сливом

Унитаз угловой правосторонний с универсальным сливом, в комплекте с сливным коленом и крепежом. Пристенная установка. Может комбинироваться со смывными бачками серии Monolith. Может быть укомплектована сиденьем с системой плавного закрытия крышки.



WC YXZ6

INSTALLAZIONE INSTALLATION

esempi di montaggio
mounting examples



ACCESSORI ACCESSORIES



Y0IQ
fissaggio orizzontale
horizontal fixing bolt



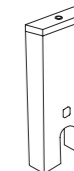
YH17
curva tecnica
PVC "s" trap converter



YP64
raccordo scarico parete
PVC wall connection outlet

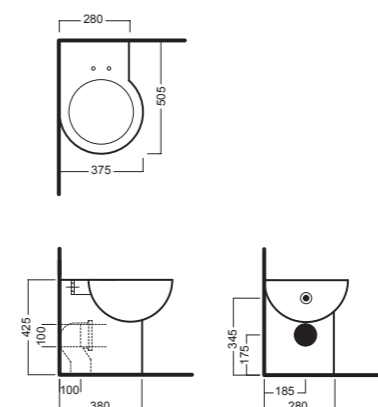


YXXZ
sedile frenato
soft close seat cover



YOMK 3/6 L
YOYN 3/6 L
cassetta MONOLITH
MONOLITH cistern

DISEGNO TECNICO TECHNICAL DESIGN



hatria

273

LIF.ST 160x80 - 150x80 - 140x80

HEAVYCRIL

1600x800
1500x800
1400x800

Piatti doccia in Heavycril con scarico da 90 mm estraibile e di facile manutenzione. Copripiletta quadrato. Installazione a filo pavimento o in appoggio. Può essere tagliato o rifilato sul bordo. Montaggio con scarico verso il muro o opposto. Piletta di scarico (Y1D5) non inclusa.

Heavycril shower trays featuring removable easy-care 90 mm drain trap. Square-shaped drain cover. Flush-with-the-floor or floor-mounted installation. Can be cut or trimmed along the edge. Assembly with drain trap adjacent to or opposite wall. Siphon drainage (Y1D5) not inclusive.

Duschwanne in Heavycril mit 90 mm Ablauf, herausziehbar und von einfacher Handhabung. Quadratische Auslauf-Abdeckung. Bodenebene Installation oder Aufsatz. Kann entlang den Ecken geschnitten oder beschnitten werden. Montage mit Ablauf in Wandrichtung oder anders herum. Ablaufsiphon (Y1D5) nicht inbegriffen.

Receveurs de douche en Heavycril avec tirette de 90 mm, bonde de vidage extractible et entretien facile. Couvercle carré. Pose au ras du sol ou avec bord apparent. Il peut être coupé ou rogné sur le bord. Montage avec vidange côté mur ou à l'opposé. Bonde de vidage (Y1D5) pas compris.

Ducha de Heavycril con descarga de 90 mm extraíble y de fácil mantenimiento. Cubredesagüe cuadrado. Instalación contra el pavimento o apoyado al mismo. Puede ser cortado o trinchado en el borde. Montaje con descarga hacia la pared o viceversa. Valvula de descarga (Y1D5) not incluida.

Душевой поддон Heavycril со съёмным легкоочищаемым сливом 90 мм. Квадратная крышка сливного отверстия. Встроенная установка или с опорой на пол. Слив может быть обрезан или выровнен по кромке поддона. Монтаж со сливом ближе или дальше от стены. Слив (Y1D5) не включены.



YXEX

YXF2

YXEZ

INSTALLAZIONE INSTALLATION



esempi di montaggio mounting examples

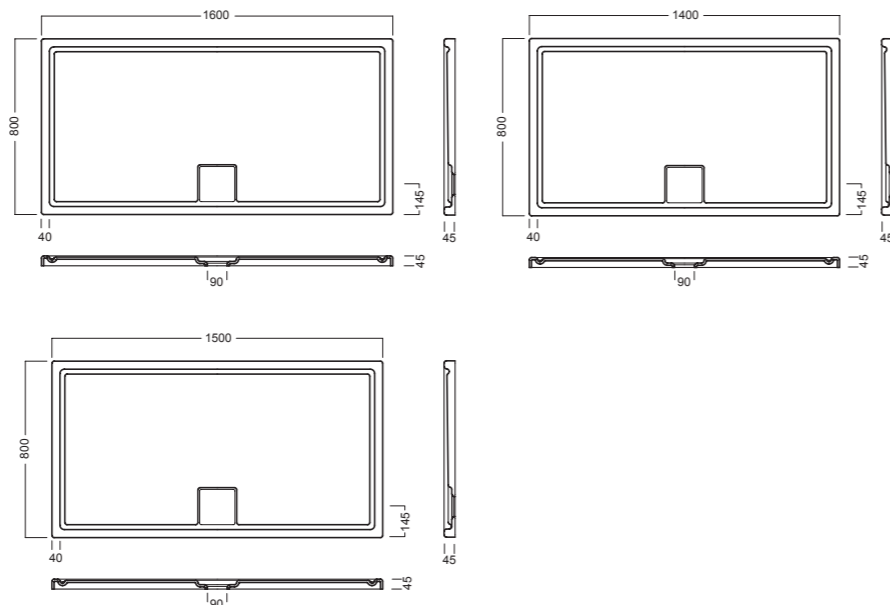


ACCESSORI ACCESSORIES



Y1D5
piletta completa h 60 mm con scarico da 90 mm, coperchio quadrato bianco (per piatti doccia LIF.ST)
complete siphon drainage 90 mm, h 60 mm, with square white cover (for LIF.ST shower trays)

DISEGNO TECNICO TECHNICAL DESIGN



hatria

274

LIF.ST/LIF.RO 120x80-100x80

CERAMICA - CERAMIC

1200x800
1000x800

Piatti doccia in ceramica con scarico da 90 mm estraibile e di facile manutenzione. Copripiletta quadrato o tondo. Installazione a filo pavimento o in appoggio. Montaggio con scarico opposto al muro, lato non smaltato opposto alla piletta. Piletta di scarico (Y1D5, Y1DV o Y1E4) non inclusa.


Ceramic shower trays featuring removable easy-care 90 mm drain trap. Square or round-shaped drain cover. Flush-with-the-floor or floor-mounted installation. Assembly with drain trap on opposite side to wall, non-glazed side opposite drain trap. Siphon drainage (Y1D5, Y1DV or Y1E4) not inclusive.

Duschwanne in Keramik mit 90 mm Ablauf, herausziehbar und von einfacher Handhabung. Quadratische oder Rund Auslauf-Abdeckung. Bodenebene Installation oder Aufsatz. Montage mit Ablauf in Wandgegenrichtung, nicht emailierte Seite dem Ablauf entgegengesetzt. Ablaufsiphon (Y1D5, Y1DV oder Y1E4) nicht inbegriffen.

Receveurs de douche en céramique avec tirette de 90 mm, bonde de vidage extractible et entretien facile. Couvercle carré ou tour. Pose au ras du sol ou avec bord apparent. Montage avec vidange côté mur, côté non émaillé opposé à la tirette. Bonde de vidage (Y1D5, Y1DV ou Y1E4) pas compris.

Ducha de cerámica con desagüe de 90 mm extraíble y de fácil mantenimiento. Cubredesagüe cuadrado o redondo. Instalación contra el pavimento o apoyado al mismo. Montaje con desagüe opuesto a la pared, lado no esmaltado opuesto al desagüe. Valvula de descarga (Y1D5, Y1DV o Y1E4) not incluida.

Душевой поддон из керамики со съёмным легкоочищаемым сливом 90 мм. Квадратная или круглой крышка сливного отверстия. Встроенная установка или с опорой на пол. Монтаж со сливом дальше от стены, неэмалированная сторона должна быть противоположна сливному отверстию. Слив (Y1D5, Y1DV или Y1E4) не включены.



YXE8

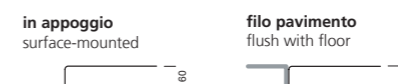
YXE7



Y1DJ

Y1DL

INSTALLAZIONE INSTALLATION



esempi di montaggio mounting examples



ACCESSORI ACCESSORIES

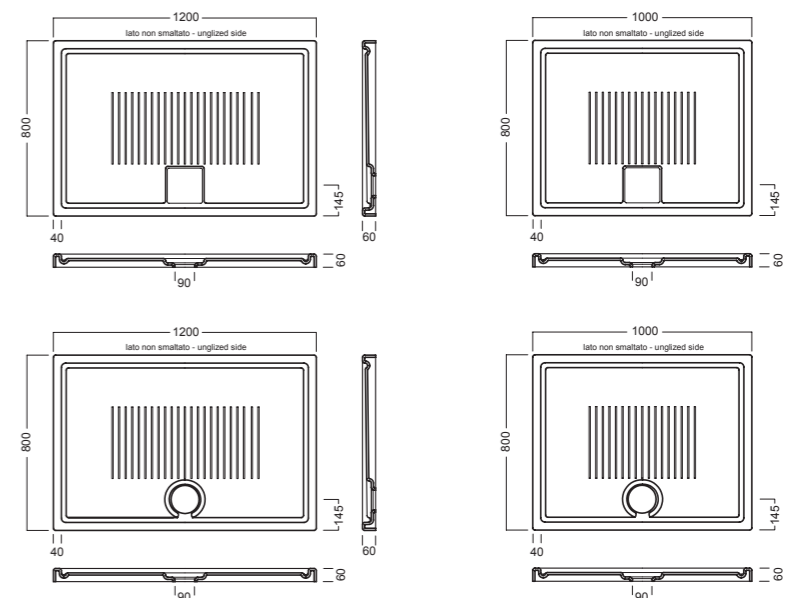


Y1D5
piletta completa h 60 mm con scarico da 90 mm, coperchio quadrato bianco (per piatti doccia LIF.ST)
complete siphon drainage 90 mm, h 60 mm, with square white cover (for LIF.ST shower trays)



Y1DV (Bl-White)
Y1E4 (CR-Chrome)
Piletta completa h 60 mm con scarico da 90 mm, coperchio tondo (per piatti doccia LIF.RO)
Complete siphon drainage 90 mm, h 60 mm, with round cover (for LIF.RO shower trays)

DISEGNO TECNICO TECHNICAL DESIGN



hatria

275

LIF.ST/LIF.RO 120x70-100x70-90x70

CERAMICA - CERAMIC

1200x700
1000x700
900x700

Piatti doccia in ceramica con scarico da 90 mm estraibile e di facile manutenzione. Copripiletta quadrato o tondo. Installazione a filo pavimento o in appoggio. Montaggio con scarico opposto al muro, lato non smaltato opposto alla piletta. Piletta di scarico (Y1D5, Y1DV o Y1E4) non inclusa.


Ceramic shower trays featuring removable easycare 90 mm drain trap. Square or round-shaped drain cover. Flush-with-the-floor or floor-mounted installation. Assembly with drain trap on opposite side to wall, non-glazed side opposite drain trap. Siphon drainage (Y1D5, Y1DV or Y1E4) not inclusive.

Duschwanne in Keramik mit 90 mm Ablauf, herausziehbar und von einfacher Handhabung. Quadratische oder Rund Auslauf- Abdeckung. Bodenebene Installierung oder Aufsatz. Montage mit Ablauf in Wandgegenrichtung, nicht emailierte Seite dem Ablauf entgegengesetzt. Ablaufsiphon (Y1D5, Y1DV oder Y1E4) nicht inbegriffen.

Receveurs de douche en céramique avec tirette de 90 mm, bonde de vidage extractible et entretien facile. Couvercle carré ou tour. Pose au ras du sol ou avec bord apparent. Montage avec vidange côté mur, côté non émaillé opposé à la tirette. Bonde de vidage (Y1D5, Y1DV ou Y1E4) pas compris.

Ducha de cerámica con desagüe de 90 mm extraíble y de fácil mantenimiento. Cubredesagüe cuadrado o redondo. Instalación contra el pavimento o apoyado al mismo. Montaje con desagüe opuesto a la pared, lado no esmaltado opuesto al desagüe. Valvula de descarga (Y1D5, Y1DV o Y1E4) not incluida.

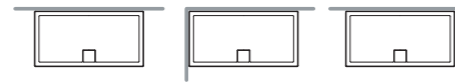
Душевой поддон из керамики со съёмным легкоочищаемым сливом 90 мм. Квадратная или круглой крышка сливного отверстия. Встроенная установка или с опорой на пол. Монтаж со сливом дальше от стены, неэмалированная сторона должна быть противоположна сливному отверстию. Слив (Y1D5, Y1DV или Y1E4) не включены.



INSTALLAZIONE INSTALLATION



esempi di montaggio mounting examples



ACCESSORI ACCESSORIES

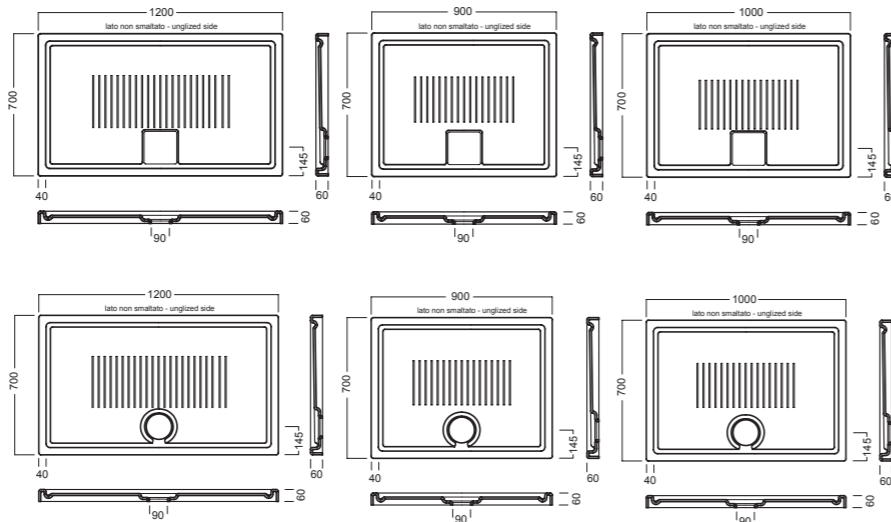


Y1D5
piletta completa h 60 mm con scarico da 90 mm, coperchio quadrato bianco (per piatti doccia LIF.ST)
complete siphon drainage 90 mm, h 60 mm, with square white cover (for LIF.ST shower trays)



Y1DV (BI-White)
Y1E4 (CR-Chrome)
Piletta completa h 60 mm con scarico da 90 mm, coperchio tondo (per piatti doccia LIF.RO)
Complete siphon drainage 90 mm, h 60 mm, with round cover (for LIF.RO shower trays)

DISEGNO TECNICO TECHNICAL DESIGN



hatria

276

LIF.ST 90x90 - 80x80

CERAMICA - CERAMIC

900x900
800x800

Piatti doccia in ceramica con scarico da 90 mm estraibile e di facile manutenzione. Copripiletta quadrato o tondo. Installazione a filo pavimento o in appoggio. Montaggio con scarico opposto al muro, lato non smaltato opposto alla piletta. Piletta di scarico (Y1D5, Y1DV o Y1E4) non inclusa.


Ceramic shower trays featuring removable easycare 90 mm drain trap. Square or round-shaped drain cover. Flush-with-the-floor or floor-mounted installation. Assembly with drain trap on opposite side to wall, non-glazed side opposite drain trap. Siphon drainage (Y1D5, Y1DV or Y1E4) not inclusive.

Duschwanne in Keramik mit 90 mm Ablauf, herausziehbar und von einfacher Handhabung. Quadratische oder Rund Auslauf- Abdeckung. Bodenebene Installierung oder Aufsatz. Montage mit Ablauf in Wandgegenrichtung, nicht emailierte Seite dem Ablauf entgegengesetzt. Ablaufsiphon (Y1D5, Y1DV oder Y1E4) nicht inbegriffen.

Receveurs de douche en céramique avec tirette de 90 mm, bonde de vidage extractible et entretien facile. Couvercle carré ou tour. Pose au ras du sol ou avec bord apparent. Montage avec vidange côté mur, côté non émaillé opposé à la tirette. Bonde de vidage (Y1D5, Y1DV ou Y1E4) pas compris.

Ducha de cerámica con desagüe de 90 mm extraíble y de fácil mantenimiento. Cubredesagüe cuadrado o redondo. Instalación contra el pavimento o apoyado al mismo. Montaje con desagüe opuesto a la pared, lado no esmaltado opuesto al desagüe. Valvula de descarga (Y1D5, Y1DV o Y1E4) not incluida.

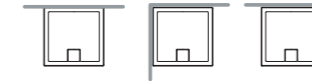
Душевой поддон из керамики со съёмным легкоочищаемым сливом 90 мм. Квадратная или круглой крышка сливного отверстия. Встроенная установка или с опорой на пол. Монтаж со сливом дальше от стены, неэмалированная сторона должна быть противоположна сливному отверстию. Слив (Y1D5, Y1DV или Y1E4) не включены.



INSTALLAZIONE INSTALLATION



esempi di montaggio mounting examples



ACCESSORI ACCESSORIES

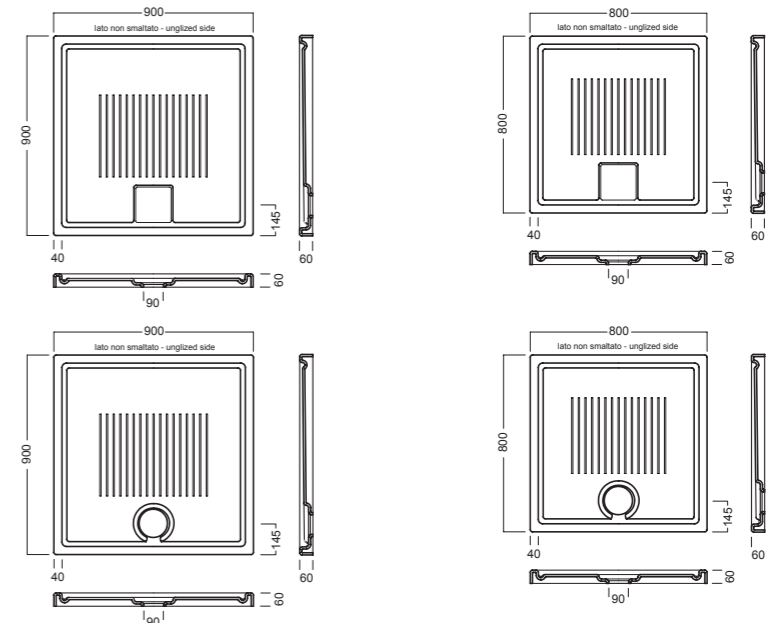


Y1D5
piletta completa h 60 mm con scarico da 90 mm, coperchio quadrato bianco (per piatti doccia LIF.ST)
complete siphon drainage 90 mm, h 60 mm, with square white cover (for LIF.ST shower trays)



Y1DV (BI-White)
Y1E4 (CR-Chrome)
Piletta completa h 60 mm con scarico da 90 mm, coperchio tondo (per piatti doccia LIF.RO)
Complete siphon drainage 90 mm, h 60 mm, with round cover (for LIF.RO shower trays)

DISEGNO TECNICO TECHNICAL DESIGN




hatria

277

LIF.ST showertrays
CERAMIC

LIF.RO showertrays
CERAMIC

LIF.ST showertrays
HEAVYCRIL



SUPERFICIE IN CERAMICA
CON CALPESTIO ANTISCIVOLO
CERAMIC SURFACE WITH
NON-SLIP TRAY

SPESSORE 60 MM
60 MM THICK



GRANDE RESISTENZA
E STABILITÀ
EXCEPTIONAL STRENGTH
AND STABILITY



SUPERFICIE IN CERAMICA
CON CALPESTIO ANTISCIVOLO
CERAMIC SURFACE WITH
NON-SLIP TRAY


SPESSORE 60 MM
60 MM THICK




ANTIBATTERICO
ANTIBACTERIAL




SUPERFICIE IN ACRILICO
ACRYLIC SURFACE
INTERNO IN RESINA DURA
HARD RESIN INTERIOR



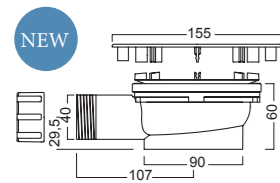

TAGLIABILE PER
INCASSO
CAN BE CUT FOR
FLUSH-FITTING
INSTALLATION



LATO NON SMALTATO
UNGLAZED SIZE



LATO NON SMALTATO
UNGLAZED SIZE



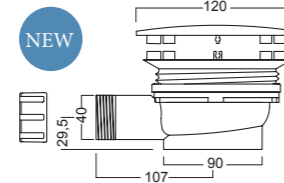
Y1D5
Piletta completa h 60 mm con scarico
da 90 mm, coperchio quadrato bianco
(per piatti doccia LIF.ST)
Complete siphon drainage 90 mm,
h 60 mm, with square white cover
(for LIF.ST shower trays)



COPRIPILETTA
QUADRATO A FILO
FLUSH-FITTING
DRAIN COVER



SCARICO ESTRAIBILE
E DI FACILE MANUTENZIONE.
PORTATA 33 (lt/sec) H ACQUA
BATTENTE 0,41
REMOVABLE EASY-CARE
DRAIN TRAP.
FLOW RATE 33 (l/sec) WATER
LEVEL 0,41



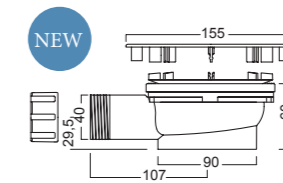
Y1DV (Bl-White)
Y1E4 (CR-Chrome)
Piletta completa h 60 mm con scarico
da 90 mm, coperchio tondo
(per piatti doccia LIF.RO)
Complete siphon drainage 90 mm,
h 60 mm, with round cover
(for LIF.RO shower trays)



COPRIPILETTA
TONDO
FLUSH-FITTING
DRAIN COVER



SCARICO ESTRAIBILE
E DI FACILE MANUTENZIONE.
PORTATA 33 (lt/sec) H ACQUA
BATTENTE 0,41
REMOVABLE EASY-CARE
DRAIN TRAP.
FLOW RATE 33 (l/sec) WATER
LEVEL 0,41



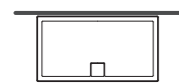
Y1D5
Piletta completa h 60 mm con scarico
da 90 mm, coperchio quadrato bianco
(per piatti doccia LIF.ST)
Complete siphon drainage 90 mm,
h 60 mm, with square white cover
(for LIF.ST shower trays)



COPRIPILETTA
QUADRATO A FILO
FLUSH-FITTING
DRAIN COVER

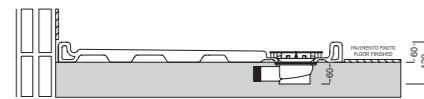


SCARICO ESTRAIBILE
E DI FACILE MANUTENZIONE.
PORTATA 33 lt/min
REMOVABLE EASY-CARE
DRAIN TRAP.
FLOW RATE 33 lt/min



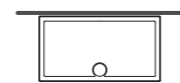
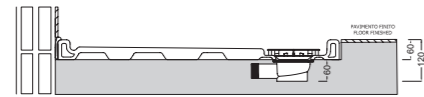
in appoggio
surface mounted

60



filo pavimento
flush with floor

60



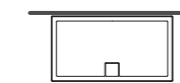
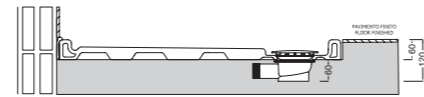
in appoggio
surface mounted

60



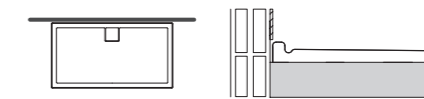
filo pavimento
flush with floor

60



in appoggio
surface mounted

45



filo pavimento
flush with floor

45



SLIDING wood system

COLONNA - TALL UNIT

1400x260x400
1200x260x400
1000x260x400

Colonna sospesa ad 1 anta, apertura destra o sinistra. Disponibile nelle misure 140 - 120 - 100 cm nelle finiture wengè e noce.

Tall unit. One right or left door. Available in 140 - 120 - 100 cm wengè and nut finishing.

Hängehochschrank mit 1 Tür, Öffnung links oder rechts. Erhältlich sind die Größen 140 - 120 - 100 cm in Wenge und Nussbaum.

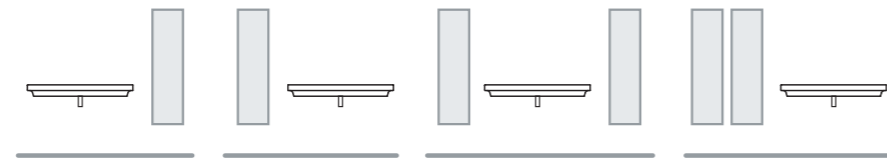
Etagère murale 1 porte, ouverture à droite ou à gauche. Disponible en 140 - 120 - 100 cm en wengè et bois de noyer.

Columna de pared con 1 puerta, apertura derecha o izquierda. Disponible en las medidas 140 - 120 - 100 cm en acabado wengè y nogal.

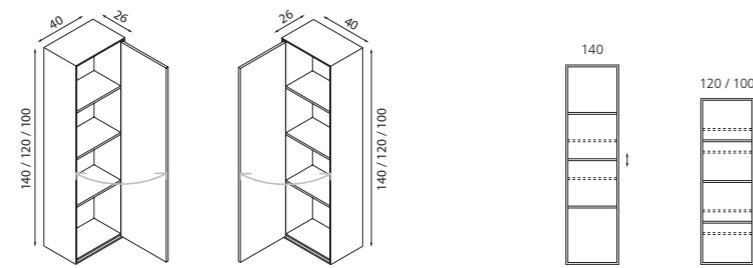
Подвесной шкаф-колонна с 1 створкой, открывается вправо или влево. Размеры 140/120/100 см, отделка под вenge и орех.

INSTALLAZIONE INSTALLATION

esempi di montaggio
mounting examples



MISURE - APERTURA MEASURES - OPENING



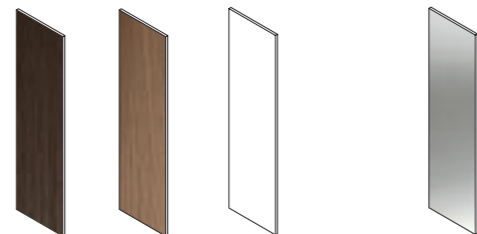
FINITURE MOBILE UNIT FINISHING



wengè

noce
nut

FINITURE ANTA DOOR FINISHING



wengè

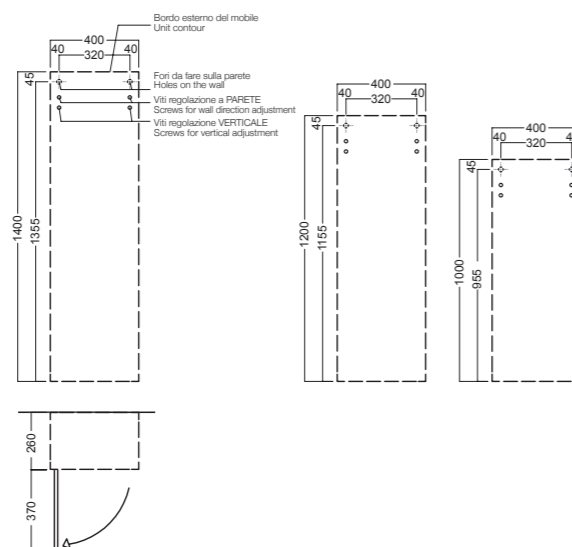
noce
nut

laccato bianco lucido
glossy white

specchio*
mirror

* La finitura a specchio è solo all'esterno
The mirror finish is on the outside only

DISEGNO TECNICO TECHNICAL DESIGN



hatria

280

SLIDING wood system

COLONNA A GIORNO - TALL OPEN UNIT

1400x260x400

Colonna sospesa 140 cm ad 1 anta, apertura destra o sinistra. Disponibile nelle finiture wengè e noce.

140 cm open tall unit 1 door right or left. Available in wengè and nut finishing.

Hängehochschrank 140 cm mit 1 Tür, Öffnung links und rechts. Erhältlich in Wenge und Nussbaum.

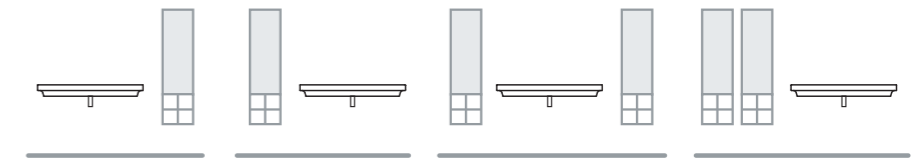
Etagère suspendue ouverte 140 cm 1 porte; ouverture à droit et à gauche. Disponible en wengè et bois de noyer.

Columna de pared de 140cm con 1 puerta, apertura derecha o izquierda. Disponible en acabado wengè y nogal.

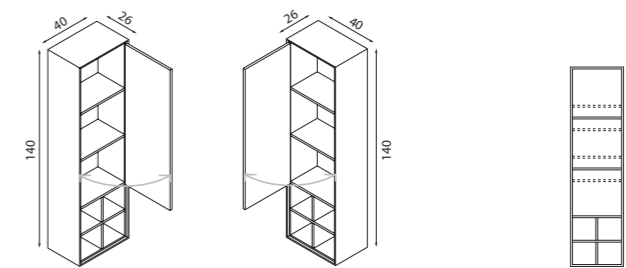
Подвесной шкаф-колонна 140 см с 1 створкой, открывается вправо или влево. Отделка под вenge и орех.

INSTALLAZIONE INSTALLATION

esempi di montaggio
mounting examples



MISURE - APERTURA MEASURES - OPENING



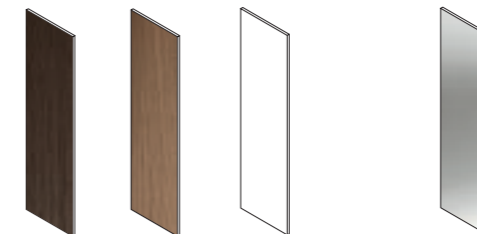
FINITURE MOBILE UNIT FINISHING



wengè

noce
nut

FINITURE ANTA DOOR FINISHING



wengè

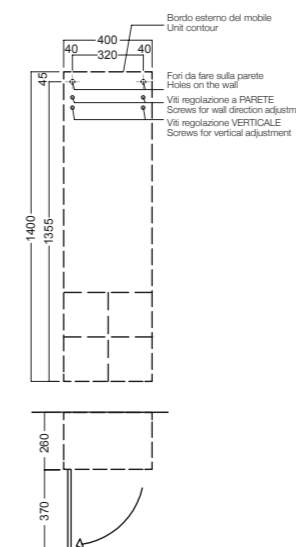
noce
nut

laccato bianco lucido
glossy white

specchio*
mirror

* La finitura a specchio è solo all'esterno
The mirror finish is on the outside only

DISEGNO TECNICO TECHNICAL DESIGN



hatria

281

SLIDING wood system

PENSILE - UNIT

1400x260x400h
1200x260x400h
1000x260x400h

Pensile orizzontale ad 1 anta, apertura alta o bassa. Disponibile nelle misure 140 - 120 - 100 cm nelle finiture wengè e noce.

Horizontal unit. One lift up or flip down door. Available in 140 - 120 - 100 cm wengè and nut finishing.

Waagerechter Hängeschränk mit 1 Tür, Öffnung oben oder unten. Erhältlich sind die Größen 140 - 120 - 100 cm in Wenge und Nussbaum.

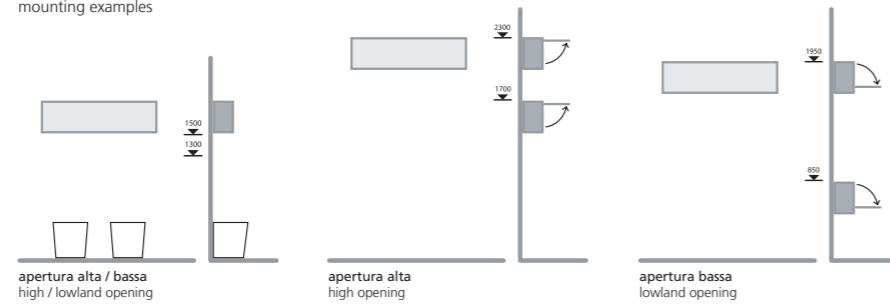
Elément mural horizontal 1 battant ; ouverture du dessous et du dessus. Disponible en 140 - 120 - 100 cm en wengè et bois de noyer.

Módulo alto horizontal con 1 puerta, apertura alta o baja. Disponible en las medidas 140 - 120 - 100 cm en acabado wengè y nogal.

Горизонтальная подвесная полка с 1 створкой, верхний или нижний замок. Размеры 140 - 120 - 100 см, отделка под венге и орех.

INSTALLAZIONE INSTALLATION

esempi di montaggio
mounting examples

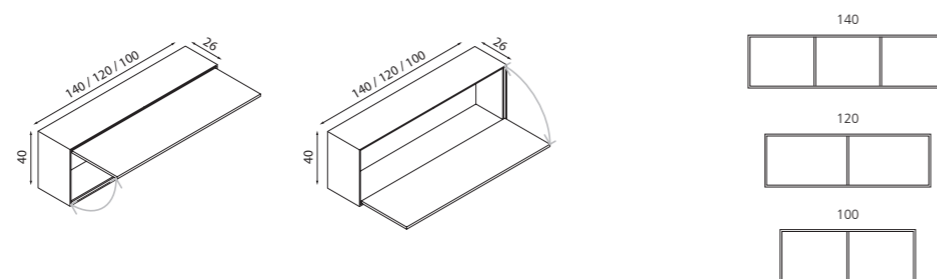


apertura alta / bassa
high / lowland opening


apertura alta
high opening

apertura bassa
lowland opening

MISURE - APERTURA MEASURES - OPENING



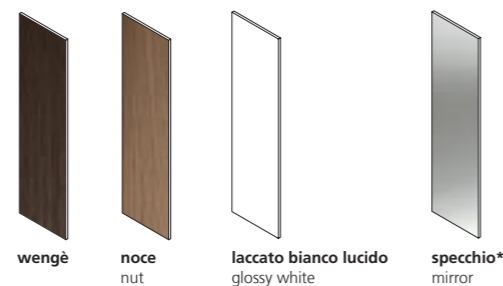
FINITURE MOBILE UNIT FINISHING



wengè

noce
nut

FINITURE ANTA DOOR FINISHING



wengè

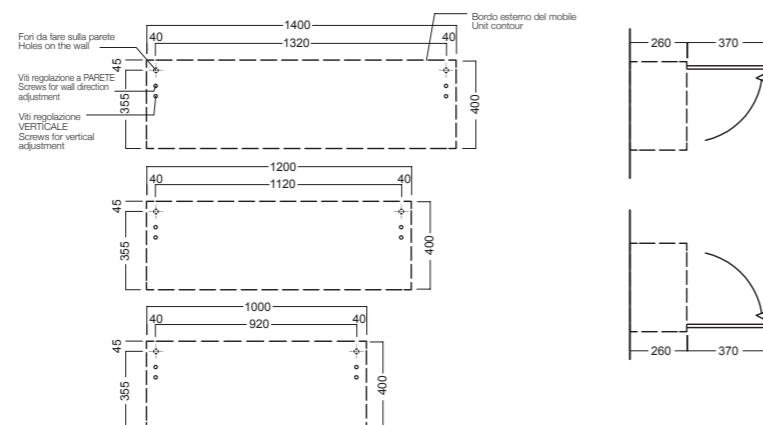
noce
nut

laccato bianco lucido
glossy white

specchio*
mirror

* La finitura a specchio è solo all'esterno
The mirror finish is on the outside only

DISEGNO TECNICO TECHNICAL DESIGN



hatria

SLIDING wood system

PENSILE A GIORNO - OPEN UNIT

1400x260x400h
1200x260x400h
1000x260x400h

Pensile orizzontale a giorno. Disponibile nelle misure 140 - 120 - 100 cm nelle finiture wengè e noce.

Horizontal unit. Available in 140 - 120 - 100 cm wengè and nut finishing.

Offener waagerechter Hängeschränk. Erhältlich sind die Größen 140 - 120 - 100 cm in Wenge und Nussbaum.

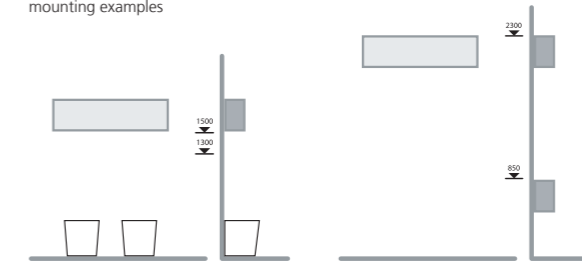
Elément mural horizontal ouvert. Disponible en 140 - 120 - 100 cm en wengè et bois de noyer.

Módulo alto horizontal abierto. Disponible en las medidas 140 - 120 - 100 cm en acabado wengè y nogal.

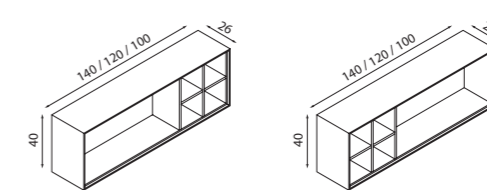
Открытая горизонтальная подвесная полка. Размеры 140 - 120 - 100 см, отделка под венге и орех.

INSTALLAZIONE INSTALLATION


esempi di montaggio
mounting examples



MISURE - APERTURA MEASURES - OPENING



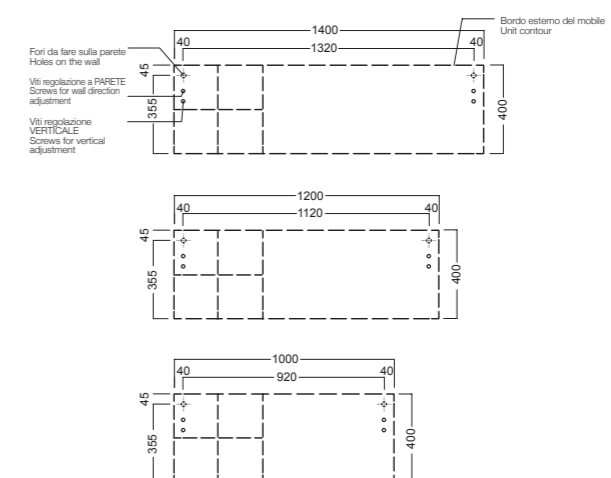
FINITURE MOBILE UNIT FINISHING



wengè

noce
nut

DISEGNO TECNICO TECHNICAL DESIGN



hatria

SLIDING wood system

BASE - SIDE UNIT

1200x480x400h
1000x480x400h
800x480x400h

Base ad 1 cassetto. Per installazione laterale al lavabo. Disponibile nelle misure 120 - 100 - 80 cm nelle finiture wengè e noce.

One drawer side unit. Available in 120 - 100 - 80 cm wengè and nut finishing.

Unterschrank mit 1 Schublade. Für die seitliche Anbringung am Waschbecken. Erhältlich sind die Größen 120 - 100 - 80 cm in Wenge und Nussbaum.

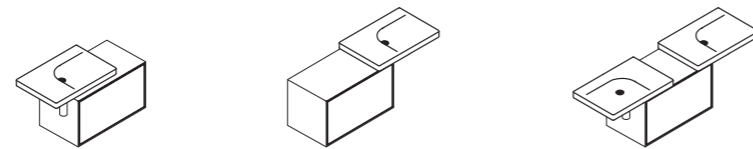
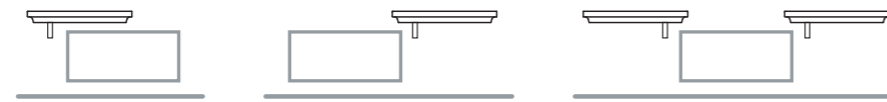
Elément base 1 tiroir ; à installer latéralement au lavabo. Disponible en 120 - 100 - 80 cm en wengè et bois de noyer.

Mueble base con 1 cajón. Para instalación al lado del lavabo. Disponible en las medidas 120 - 100 - 80 cm en acabado wengè y nogal.

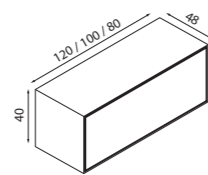
Передвижная подставка с 1 ящиком. Для установки сбоку от умывальника. Размеры 120 - 100 - 80 см, отделка под венге и орех.

INSTALLAZIONE INSTALLATION

esempi di montaggio
mounting examples



MISURE - APERTURA MEASURES - OPENING



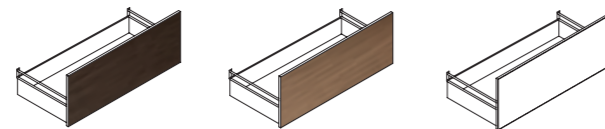
FINITURE MOBILE UNIT FINISHING



wengè

noce
nut

FINITURE CASSETTO DRAWER FINISHING

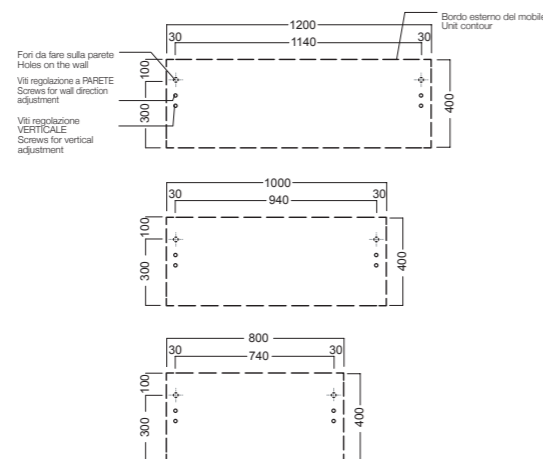


wengè

noce
nut

laccato bianco lucido
glossy white

DISEGNO TECNICO TECHNICAL DESIGN



hatria

284

SLIDING wood system

BASE LAVABO / SPECCHIO - SINK BASE UNIT / MIRROR

1200x480x400h
1000x480x400h
800x480x400h

Base da appoggio per lavabi. 1 cassetto. Disponibile nelle misure 120 - 100 - 80 cm nelle finiture wengè e noce.

Sink base unit for surface-mounted washbasins. 1 drawer. Available in 120 - 100 - 80 cm wengè and nut finishing.

Unterschrank für Waschbecken 1 Schublade. Erhältlich sind die Größen 120 - 100 - 80 cm in Wenge und Nussbaum.

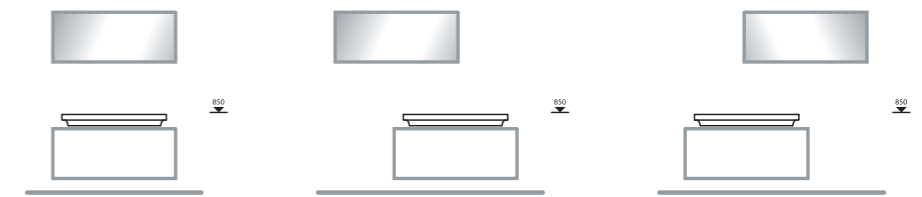
Elément base pour lavabo 1 tiroir. Disponible en 120 - 100 - 80 cm en wengè et bois de noyer.

Base de apoyo para lavabos. 1 cajón. Disponible en las medidas 120 - 100 - 80 cm en acabado wengè y nogal.

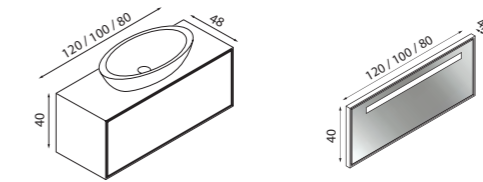
Подставка под умывальники. 1 ящик. Размеры 120 - 100 - 80 см, отделка под венге и орех.

INSTALLAZIONE INSTALLATION

esempi di montaggio
mounting examples

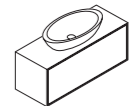


MISURE MEASURES



Lavabi d'appoggio
Surface-mounted washbasins

G-100	AREA 100x35
G-75 dx / sx	AREA 80x35
G-50 dx / sx	HAPPY HOUR 02:00
YOU & ME 90	HAPPY HOUR 03:00
YOU & ME 80	HAPPY HOUR 07:00
YOU & ME 70	HAPPY HOUR 10:00
NIDO 62	HAPPY HOUR 11:00
NIDO 68	HAPPY HOUR 17:00
NIDO 75	HAPPY HOUR 22:00



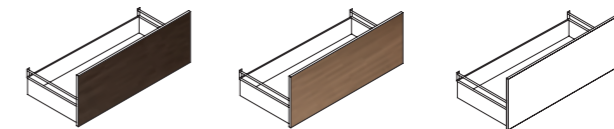
FINITURE MOBILE UNIT FINISHING



wengè

noce
nut

FINITURE CASSETTO DRAWER FINISHING

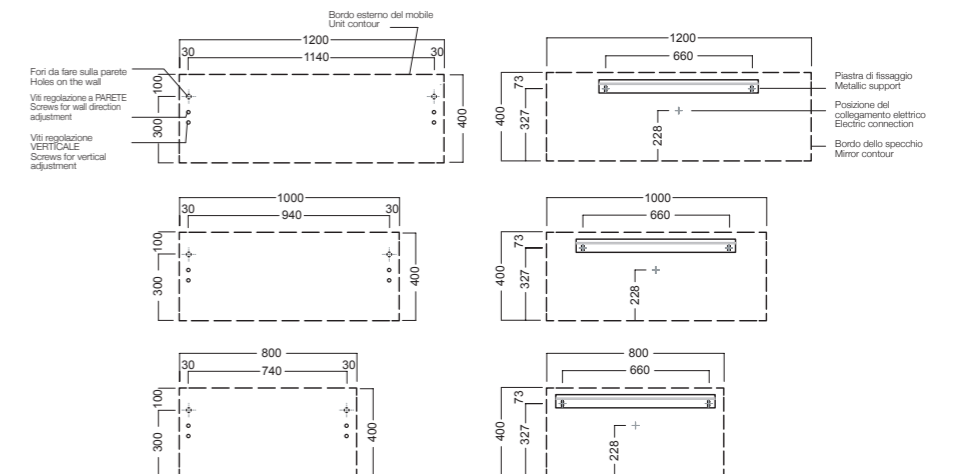


wengè

noce
nut

laccato bianco lucido
glossy white

DISEGNO TECNICO TECHNICAL DESIGN



hatria

285

SOPHIE 120-105-95-86-75-56

1200x500
1050x495
950x500
865x500
750x495
560x450

Lavabi sospesi a muro. Installabili anche su mobile. Integrabili con mensole in legno, accessori portasciugamani e sifone estetico.

Wall-hung washbasins. Can also be mounted on custom-made furniture. Can be combined with wooden shelves, towel holder and design siphon.

Washbecken wandhängend. Zur Montage auch auf Bademöbeln. Ergänzung mit Holzregal, Zubehör Handtuchhalter und ästhetischem Siphon.

Lavabos suspendu au mur. Installables aussi avec bord de vasque apparent sur meuble. Intégrables dans un étagère en bois équipée de porte-serviettes et desiphon esthétique.

Lavabos para instalar suspendido en la pared o sobre un mueble. Integrables con estantes de madera, con portatoalla y sifon estetico.

Подвесной настенный умывальник. Может также устанавливаться. Интеграция с деревянными полками, полотенце и аксессуары сифон эстетику.



YOHE 120



YOAN 86



YU90 105



Y0FG 75



Y0HC 95



Y0HG 56

INSTALLAZIONE INSTALLATION

sospeso
wall hung



su mobile
on a custom-made furniture



ACCESSORI ACCESSORIES



YR47
fissaggio lavabo
fixing bolt for washbasin



YXMY
sifone di scarico
drain trap



YXMQ (BI-White)
YXMR (CR-Chrome)
piletta con tappo "Up & Down"
drain siphon with "Up & Down" cap



YOPZ *
staffe reggi mensola
shelf bracket

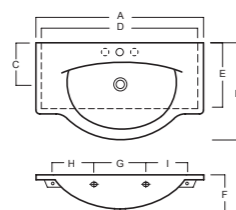


YOPS (105) *
YOPT (95) *
YOPU (86) *
Y0Q0 (75) *
barra portasciugamano
towel rail



YOPY (120) *
YOPK (105) *
YOPW (95) *
YOPJ (86) *
YOPX (75) *
mensola legno
wood shelf

DISEGNO TECNICO TECHNICAL DESIGN



SOPHIE	A	B	C	D	E	F	G	H	I
lavabo 120	1200	500	215	1155	330	210	280	185	185
lavabo 105	1050	495	220	1010	330	200	280	170	170
lavabo 95	950	500	195	905	330	195	280	185	185
lavabo 86	870	500	210	820	330	195	280	-	-
lavabo 75	750	495	210	710	330	190	280	-	-
lavabo 56	560	450	190	510	350	170	190	-	-

* AD ESAURIMENTO

hatria

288

SOPHIE 125

1250x500

Lavabo con doppia rubinetteria monoforo. Da installare sospeso a muro o su mobile realizzato su misura.

Washbasin with double faucet (one hole). To be installed on the wall or on a custom-made furniture.

Doppelwaschtisch mit Hahnloch ein. An der Wand installiert oder auf mobilen suspendiert nach Maß.

Double lavabo avec un trou de coulée. Pour être installé sur le mur ou suspendu sur mobile sur mesure.

Lavabo doble con un agujero del grifo. Para ser instalado en la pared o suspendido para móvil hecho a la medida.

Двойной умывальник с одним отверстием. Чтобы быть установлен на стене или подвешен на Mobile на заказ.



Y0Q5

INSTALLAZIONE INSTALLATION

sospeso
wall hung



su mobile
on a custom-made furniture



ACCESSORI ACCESSORIES



YR47
fissaggio lavabo
fixing bolt for washbasin

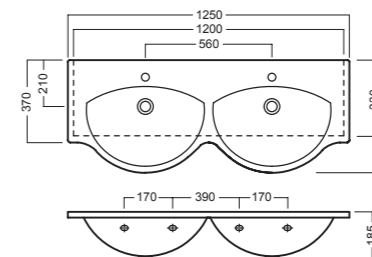


YXMY
sifone di scarico
drain trap



YXMQ (BI-White)
YXMR (CR-Chrome)
piletta con tappo "Up & Down"
drain siphon with "Up & Down" cap

DISEGNO TECNICO TECHNICAL DESIGN



hatria

289

INCASSO

BUILT IN

570x425

Lavabo da incasso sottopiano.
Senza fori rubinetteria sul lavabo. Installazione sotto il piano del mobile. Dima di taglio inclusa nella scatola.

Undercounter washbasin.
Without faucet holes on the washbasin.
To be installed under the vanity units. Scheme for surface installation is included in the box.

Einbau-Washbecken Unterbaubecken.
Ohne Hahnlöcher. Schneideschablone in der Box enthalten.

Lavabo à recouvrement sous plan.
Installation sous plan du meuble. Sans trous pour la robinetterie sur le lavabo. Gabarit de montage fourni avec la pièce.

Lavabo de encastre bajo encimera.
Instalación bajo encimera o mueble. Sin orificio para grifería sobre el lavabo. La plantilla de corte se suministra junto con la pieza.

Тцеславие бассейне Undercounter.
Без отверстия для смесителя на раковине.
установка под полом кабинета. Резка трафарет в коробке.



 **Y651** CATERINE

INSTALLAZIONE INSTALLATION

incasso sottopiano
built under



ACCESSORI ACCESSORIES

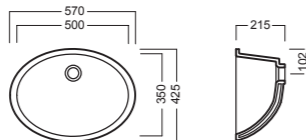


YXMY
sifone di scarico
drain trap



YXMQ (BI-White)
YXMR (CR-Chrome)
piletta con tappo "Up & Down"
drain siphon with "Up & Down" cap

DISEGNO TECNICO TECHNICAL DESIGN



hatria

290

LAVAMANI

HANDRINSE BASINS

505x220

Lavamani sospeso a parete per piccoli spazi.
Senza fori, predisposto monoforo in 2 posizioni.
Fissaggio non incluso.

Wall-hung hand wash basins for small spaces.
Without holes (predisposed for one hole faucet in 2 positions). Fixing not included.

Lavamanos suspendidos de pared para pequeños espacios. Sin orificios para grifería (2 orificios insinuados).
Sistema de fijación no incluido.

Lave-mains suspendus au mur, idéal pour espaces restreints.
Sans trous (prépercé en 2 positions pour robinetterie). Fixation non compris.

Wand hängende Handwaschbecken für kleine Räume. ,Keine Löcher, ein Loch in 2 Positionen vorbereitet. Befestigung nicht im Lieferumfang enthalten.

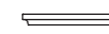
Подвесные раковины для настенного монтажа для малогабаритных помещений.
Нет отверстия, одно отверстие подготовлен в 2-х положениях.
Фиксация не включены.



 **Y931** DINO

INSTALLAZIONE INSTALLATION

sospeso
wall hung



ACCESSORI ACCESSORIES



YR47
fissaggio lavabo
fixing bolt for washbasin

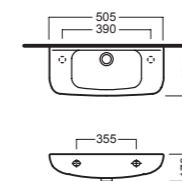


YXMY
sifone di scarico
drain trap



YXMQ (BI-White)
YXMR (CR-Chrome)
piletta con tappo "Up & Down"
drain siphon with "Up & Down" cap

DISEGNO TECNICO TECHNICAL DESIGN



hatria

291

SPECIALI

605x605 SIXTY.LP
605x515 FIFTY.LP

Lavapanni in ceramica. Senza fori rubinetteria sul piano (predisposto per rubinetteria monoforo in 2 posizioni). In abbinamento mobiletto in legno laccato bianco a 2 ante, completo di tavola in pino di Svezia.

Ceramic laundry sink. Without faucet hole (predisposed one hole in 2 positions). To be combined with 2 doors white wood unit, washboard in Swedish pine included.

Keramikwaschbecken. Ohne Hahnloch (Vorbereitet ein Loch in 2 Positionen). Um mit 2 Türen weiß Holz-Einheiten kombiniert werden. Waschbrett in schwedischer Kiefer enthalten.

Lavabos lave linge en céramique à installer avec meubles fournis par Hatria. Sixty Unit / Fifty Unit, meubles 2 portes, laqué blanc, planche en bois de Suède. Sans trous pour la robinetterie sur le lavabo, prépercé en 2 positions pour robinetterie monotrou.

Lavadero en cerámica para instalar con su propio mueble suministrado por Hatria. Sixty Unit / Fifty Unit. Muebles lacados en blanco con 2 puertas, completos con tabla de pino Suízo.

Керамические мойки прачечная. Без крана отверстие (предрасположенных одно отверстие в 2-х положениях). Чтобы быть в сочетании с 2 дверями белые деревянные единиц, стиральная доска в шведской сосны включены.



YXMC SIXTY.LP



YXMA FIFTY.LP

INSTALLAZIONE INSTALLATION

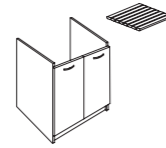
su mobile
on a custom-made furniture




ACCESSORI ACCESSORIES



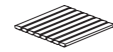
YXZ8
sifone di scarico
drain trap



YXNW SIXTY.UNIT
YXNX FIFTY.UNIT
mobiletto a due ante bianco (completo di tavola in pino di Svezia)
white furniture with 2 drawers (washboard in Swedish pine included)

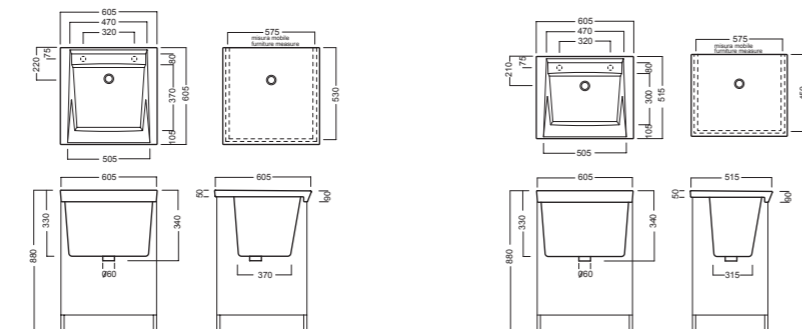


YXZN
tavola in pino di Svezia per SIXTY.LP
washboard in Swedish pine for SIXTY.LP



YXZP
tavola in pino di Svezia per FIFTY.LP
washboard in Swedish pine for FIFTY.LP

DISEGNO TECNICO TECHNICAL DESIGN



hatria

292

SPECIALI

380x420

Lavatoio 38

Senza fori rubinetteria sul piano. Da installare sospeso a muro con staffe per lavelli pesanti (non fornite da Hatria).

Sink 38

Without faucet holes. To be installed on the wall with brackets for heavy washbasins (do not supplied by Hatria).

Waschen 38

Ohne Hahnlöcher auf dem Boden. Um installiert an der Wand mit Klammern aufgehängt werden Schwer Waschbecken (nicht von Hatria geliefert).

Lavabo 38

Sans trous. A installer suspendu au mur avec bâti supports pour lavabos lourds (ils ne sont pas fournis par Hatria).

Fregadero 38

Sin orificios para grifería. Para instalar suspendido con soporte para lavabos pesados (no suministrados por Hatria).

Вывойте 38

Без отверстия для смесителя на полу. Чтобы быть установлен приостановлено на стене при помощи кронштейнов тяжелые раковины (не поставляется Hatria).



YN02 38



YN00 60

INSTALLAZIONE INSTALLATION

sospeso
wall hung



ACCESSORI ACCESSORIES



YXZ8
sifone di scarico
drain trap



YN01
muriccioli
supports

610x500

Lavatoio 60

Senza fori rubinetteria sul piano. Da installare sospeso a muro con staffe per lavelli pesanti (non fornite da Hatria) oppure su muriccioli (2x).

Sink 60

Without faucet holes. To be installed on the wall with brackets for heavy washbasins (do not supplied by Hatria) or on ceramic matching support (2x).

Waschen 60

Ohne Hahnlöcher auf dem Boden. Um installiert an der Wand mit Klammern aufgehängt werden Schwer Waschbecken (nicht von Hatria mitgeliefert) oder Mauern (2x).

Lavabo 60Sans trous.

A installer au mur avec bâti supports pour lavabos lourds (ils ne sont pas fournis par Hatria) ou posé sur colonnettes (2).


Fregadero 60

Sin orificios para grifería. Para instalar suspendido con soporte para lavabos pesados (no suministrados por Hatria) también sobre muritos (2uds).

Вывойте 60

Без отверстия для смесителя на полу. Чтобы быть установлен приостановлено на стене при помощи кронштейнов тяжелые раковины (не поставляется Hatria) или низкие стены (2x).

DISEGNO TECNICO TECHNICAL DESIGN



hatria

293

SPECIALI

1200x450
905x450

Lavabi a canale

Senza fori rubinetteria sul piano. Da installare sospeso a muro con staffe per lavelli pesanti (non fornite da Hatria).

Sinks

Without faucet holes. To be installed on the wall with brackets for heavy washbasins (do not supplied by Hatria).

Becken-Kanal

Ohne Hahnlöcher auf dem Boden. So installieren Sie an der Wand hängen mit Klammern für Spülen schwer (nicht von Hatria Verfügung gestellt).

Lavabos collectifs

A installer suspendu au mur avec bâti supports pour lavabos lourds (ils ne sont pas fournis par Hatria).

Lavabos de canal

Para instalar suspendido con soporte para lavabos pesados (no suministrados por Hatria).

Миски канал

Без отверстия для смесителя на полу. Для установки висит на стене с помощью кронштейнов для раковины тяжелой (не обеспечивается Hatria).



INSTALLAZIONE INSTALLATION

sospeso
wall hung

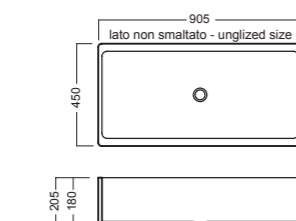
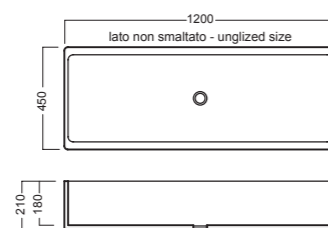


ACCESSORI ACCESSORIES



YXZ8
sifone di scarico
per lavabi a canale
drain trap for sinks

DISEGNO TECNICO TECHNICAL DESIGN



hatria

294

MONOLITH

370x900x130

Cassetta esterna in ceramica per installazione con vasi a filo muro. Meccanismo interno Geberit, doppio scarico 3/6 litri. Entrata acqua posteriore o laterale. Possibilità di installazione con scarico a terra variabile da 10 a 23 cm, oppure a parete.

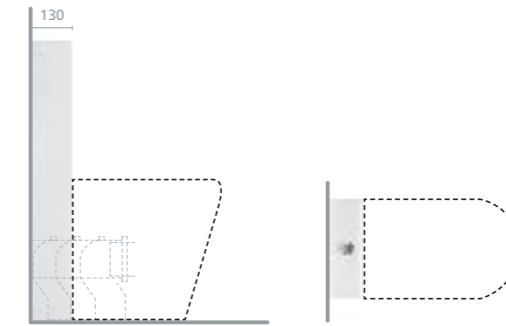
Ceramic cistern to be used with back-to-wall WCs. Geberit 3/6 litre inner mechanism with dual flush. Rear or side water inlet system Wall or floor outlet. The floor outlet can vary from 10 to 23 cm.

Vorwand Kasten in Keramik zur Wandmontage. Innen Mechanismus Geberit, Doppelspülung 3/6 l. Wassereingang rückwärtig oder seitlich. Montagemöglichkeit mit senkrechtem oder waagrechtem Abgang, senkrechter Abgang variierbar von 10 bis 23 cm.

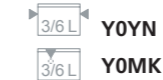
Chasse d'eau extérieure en céramique pour installation avec cuvette au ras du mur. Mécanisme Geberit avec double touche avec possibilité de réglage à 3 ou 6 litres. Arrivée d'eau arrière ou latérale. Possibilité d'installation avec vidange au sol allant de 10 à 23 cm, ou bien murale.

Cisterna externa de cerámica para instalación de inodoros contra la pared. Mecanismo interno Geberit, doble descarga 3/6 litros. Entrada de agua posterior o lateral. Posibilidad de instalación con descarga de tierra variable de 10 a 23 cm, o bien, de pared.

Смывной керамический бачок для наружного монтажа к пристенным унитазам. Внутренний механизм Geberit, двойной слив 3-6 литров. Задний или боковой подвод воды. Возможна установка с регулируемым сливом в пол от 10 до 23 см или в стену.



370x610x900



INSTALLAZIONE INSTALLATION



FUSION FUSION 48 NIDO ERIKA pro Q DAYTIME DAYTIME EVO YOU & ME YOU & ME ANGOLO CORNER

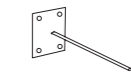
ACCESSORI ACCESSORIES



Y022
cassetta GEBERIT
per entrata acqua laterale
GEBERIT cistern for side inlet



Y0IR
cassetta GEBERIT
per entrata acqua posteriore
GEBERIT cistern for back inlet



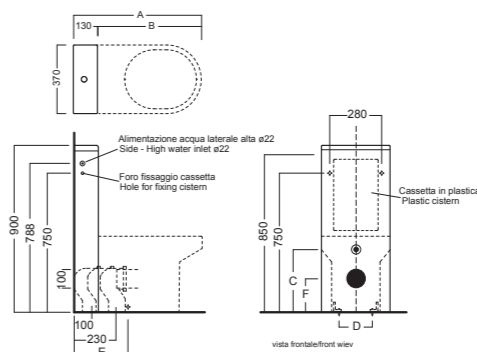
Y0IU
fissaggio curva tecnica
fixing bolt for PVC "s"
trap convertor



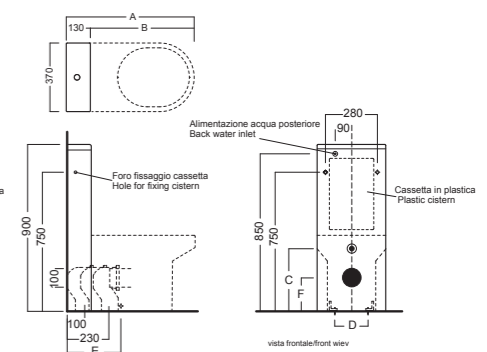
Y0IQ
fissaggio orizzontale
horizontal fixing bolt

DISEGNO TECNICO TECHNICAL DESIGN

Attacco laterale alto dx/sx (Y0YN)
Side-high inlet right/left



Attacco posteriore (Y0MK)
Back inlet



wc	A	B	C	D	E	F
FUSION	670	540	355	125	300	180
FUSION 48	610	480	360	115	290	190
DAYTIME	690	560	335	145	295	180
DAYTIME EVO	690	560	350	125	290	180
ERIKA PRO Q	660	530	350	125	310	180
NIDO	685	555	340	130	310	180
YOU & ME	635	505	345	155	315	175
YOU & ME corner	635	505	345	-	315	175

wc	A	B	C	D	E	F
FUSION	670	540	355	125	300	180
FUSION 48	610	480	360	115	290	190
DAYTIME	690	560	335	145	295	180
DAYTIME EVO	690	560	350	125	290	180
ERIKA PRO Q	660	530	350	125	310	180
NIDO	685	555	340	130	310	180
YOU & ME	635	505	345	155	315	175
YOU & ME corner	635	505	345	-	315	175

hatria

295

DROP 90x90 - 80x80

900x900
800x800

Piatto doccia angolare in ceramica con scarico da 90 mm estraibile e di facile manutenzione. Copripiletta tondo cromato. Installazione in appoggio, 2 lati non smaltati.

Ceramic corner shower tray fitted with removable easy-care 90 mm drain trap with round-chrome cover. Floor-mounted installation, 2 unglazed sides.

Eckige Keramikduschwanne mit abnehmbarem 90 mm-Abfluss für eine einfache Instandhaltung. Runder, verchromter Ablaufdeckel. Installation durch Aufsatz. 2 unlackierte Seiten.

Receveur de douche en angle en céramique avec tirette de 90 mm avec couvercle rond chromé. Bonde de vidage extractible et entretien facile. Installation à bord apparent. 2 côtés non émaillés.

Plato de ducha angular de cerámica con sifón de 90 mm extraíble y de fácil mantenimiento. Tapa para pileta de desagüe redonda cromada. Instalación de apoyo, con 2 lados no esmaltados.

Угловой керамический душевой поддон со сливным отверстием 90 мм и съёмным гидрозатвором, удобный в обслуживании. Крышка выпуска – круглая хромированная. Монтируется в пол. Два борта без эмали.



Y0GL



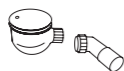
Y0GI

INSTALLAZIONE INSTALLATION

in appoggio
surface-mounted



ACCESSORI ACCESSORIES

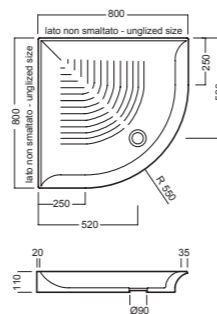
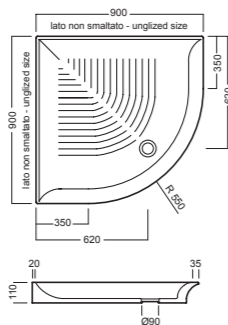


Y0GY
piletta 90 mm
90 mm siphon drainage



Y1DV (BI-White)
Y1E4 (CR-Chrome)
Piletta completa h 60 mm con scarico da 90 mm, coperchio tondo (per piatti doccia LIF.RO)
Complete siphon drainage 90 mm, h 60 mm, with round cover (for LIF.RO shower trays)

DISEGNO TECNICO TECHNICAL DESIGN



PIATTO DOCCIA 75

750x750

Piatto doccia
Piatto doccia in ceramica. Scarico Ø 60 mm, sifone di scarico non fornito da Hatria.

Shower tray
Ceramic shower tray. Outlet Ø 60 mm, siphon drainage is not supplied by Hatria.

Dusche
Ceramic Dusche. Abgasrohrdurchmesser 60 mm
Siphon Abfluss nicht durch Hatria geliefert.

Receveur de douche
Receveur de douche en céramique.
Diamètre d'échappement 60 mm vidange du siphon non fourni par Hatria.

Ducha
Ducha de cerámica. Diámetro de escape de 60 mm de drenaje del sifón no suministrado por Hatria.

Душ
Керамическая душ. Диаметр выхлопной 60 мм сливной сифон не поставляется Hatria.



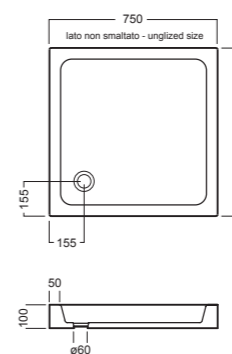
YL74

INSTALLAZIONE INSTALLATION

in appoggio
surface-mounted



DISEGNO TECNICO TECHNICAL DESIGN



AUTONOMY

680x600

Lavabo ergonomico solo monoforo.

Fissaggio tramite mensola fissa, manuale o pneumatica non inclusa.

Egonomic washbasin only one hole.

Fixing with fixed bracket, reclining bracket by manual control or reclining pneumatic bracket not included.

Ergonomische Waschbecken nur ein Loch.

Befestigung durch feste Regal, pneumatisch oder manuell nicht inbegriffen.

Lavabo ergonomique monotrou.

A installer avec console inclinaison pneumatique, console inclinaison manuelle, console fixe, a commander séparément.

lavabo ergonómico 1 orificio para grifería.

Fijación con soporte de inclinación neumático, soporte de inclinación manual, soporte fijo, no incluido.

Эргономичный умывальник только одно отверстие.

Крепление с помощью фиксированной полкой, пневматическим или руководством не включены.



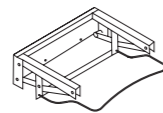
Y0BV

INSTALLAZIONE INSTALLATION

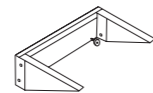
sospeso
wall hung



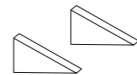
ACCESSORI ACCESSORIES



Y0CF
mensola inclinazione
pneumatica
reclining pneumatic bracket

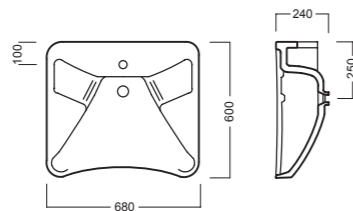


Y0CE
mensola inclinazione
manuale
reclining bracket by
manual control



Y0CC
mensola fissa
fixes bracket

DISEGNO TECNICO TECHNICAL DESIGN



hatria

298

AUTONOMY

380x595

Vaso scarico universale

Curva tecnica di scarico inclusa. Sedile in poliestere con anello aperto, solo anello sedile in poliestere o sedile aperto in metacrilato non incluso. Fissaggio verticale (2 confezioni) non incluso.

Universal outlet wc

Pvc's trap convertor included. Can be combined with polyester seat cover with front opening, only seat with front opening or only acrylic seat with front opening, not included. Vertical fixing (2 sets are necessary), not included.

WC mit Universal Abgang

Tiefspüler mit Universal Abgang, komplett mit technischer Ablauf-Kurve. Polyester Sitz mit offenem Regelkreis nur Ring Polyester oder Sitz offenen Methacrylat nicht inbegriffen. Vertikale Montage (2 Packungen) nicht enthalten.

Cuvette sortie universelle

Comris's" raccord pour sortie au sol. Intégrable au abattant en polyester; lunette ouverture frontale lunette en polyester à ouverture frontale lunette en acrylique. A commander séparément fixation verticale (il faut 2 kit).

Inodoro salida h (pared)

Manguito conexión PVC (S-trap) incluido. Integable con asiento en madera forrada con anillo abierto, solo anillo abierto del asiento en madera forrada, asiento solo abierto en metacrilato. Juego fijación vertical (son necesarios 2 juegos), no incluido.

Ваза универсальный выход

Метод Кривая разряда включены. Полиэстер сиденье с открытым контуром только кольцо полиэстер сиденье или сиденье открытой метакрилат не входит. Вертикальный монтаж (2 пачки) не включены.



WC Y0CA

ACCESSORI ACCESSORIES



YH17
curva tecnica
PVC "s" trap convertor



YR49
fissaggio verticale
vertical fixing bolt



YP64
raccordo scarico parete
PVC wall connection outlet



YXZ0
sedile in legno e poliestere
con anello aperto
polyester seat cover with
front opening

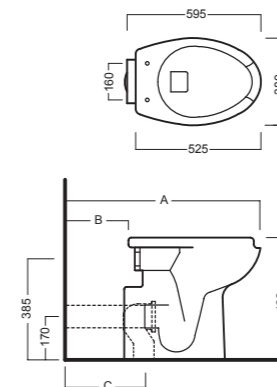


YXZ1
solo anello sedile aperto
in legno e poliestere
polyester only seat with
front opening



Y0CG
sedile aperto in
metacrilato
acrylic only seat with front
opening

DISEGNO TECNICO TECHNICAL DESIGN



A	800	750	620
B	280	230	100
C	315	265	135

hatria

299

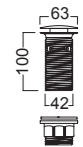
ACCESSORI

ACCESSORIES

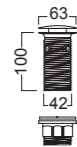
pilettesti di scarico universal drain siphons



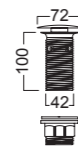
YXMR
pilettesti universale 1 1/4 in ABS con tappo "Up & Down" cromato Ø 60 mm
ABS universal drain siphon 1 1/4 with "Up & Down" chrome plated cap Ø 60 mm



YXMQ
pilettesti universale 1 1/4 in ABS con tappo "Up & Down" bianco Ø 60 mm
ABS universal drain siphon 1 1/4 with "Up & Down" white cap Ø 60 mm



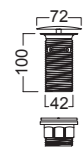
Y1BA
pilettesti universale 1 1/4 in ABS con tappo "Up & Down" cromato Ø 72 mm
ABS universal drain siphon 1 1/4 with "Up & Down" chrome plated cap Ø 72 mm



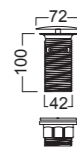
Y1B9
pilettesti universale 1 1/4 in ABS con tappo "Up & Down" bianco Ø 72 mm
ABS universal drain siphon 1 1/4 with "Up & Down" white cap Ø 72 mm



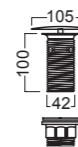
YXMP
pilettesti universale 1 1/4 in ABS a scarico libero con tappo cromato
ABS universal free outlet drain siphon 1 1/4 with chrome plated cap



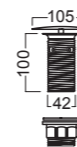
YXMN
pilettesti universale 1 1/4 in ABS a scarico libero con tappo bianco
ABS universal free outlet drain siphon 1 1/4 with white cap



Y0Q2
pilettesti speciale a scarico libero con tappo cromato Ø 105 mm
free outlet drain siphon with special chrome plated cap Ø 105 mm



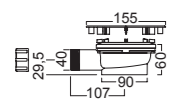
YXMS
pilettesti speciale a scarico libero con tappo bianco Ø 105 mm
free outlet drain siphon with white cap Ø 105 mm



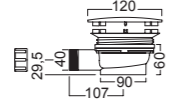
pilettesti di scarico per piattist doccia drain siphons for shower trays



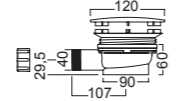
Y1D5
Pilettesti completa h 60 mm con scarico da 90 mm, coperchio quadrato bianco (per piattist doccia LIF.ST)
Complete siphon drainage 90 mm, h 60 mm, with square white cover (for LIF.ST shower trays)



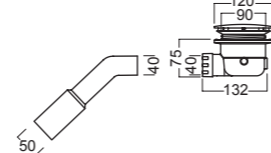
Y1DV
Pilettesti completa h 60 mm con scarico da 90 mm, coperchio tondo bianco (per piattist doccia LIF.RO / DROP)
Complete siphon drainage 90 mm, h 60 mm, with round white cover (for LIF.RO / DROP shower trays)



Y1E4
Pilettesti completa h 60 mm con scarico da 90 mm, coperchio tondo cromo (per piattist doccia LIF.RO)
Complete siphon drainage 90 mm, h 60 mm, with round chrome cover (for LIF.RO shower trays)



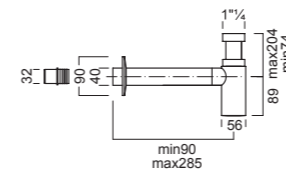
Y0GY
Pilettesti completa con scarico da 90 mm coperchio cromato (per piattist doccia DROP)
siphon drainage 90 mm with chromate cover (for DROP shower trays)



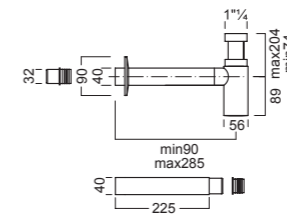
sifonist di scarico drain traps



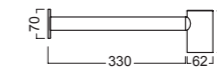
YXMY
sifonist estetico per lavabo in ABS regolabile
aesthetic and adjustable trap in ABS for washbasin



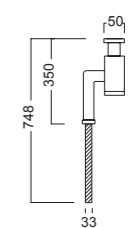
YXMT
sifonist estetico per lavabo in ABS regolabile con prolunga
aesthetic and adjustable trap in ABS for extension wall pipe for wasbasin



Y0Q3
sifonist speciale ribassato in ottone per lavabo o bidet
short chrome plated brass trap for washbasins or bidets



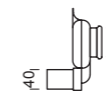
YXL4
sifonist speciale estensibile per pilozzo G-FULL / lavabo freestanding terra SCULTURE EVENTO
special and adjustable plastic trap for G-FULL sink / floor outlet freestanding wasbasin SCULTURE EVENTO



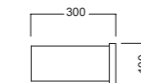
YXZ8
sifonist per lavatoi e lavapanni
trap for sinks and laundry sinks



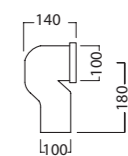
YXFI
sifonist GEBERIT per orinatoio FUSION Ø 50 mm (ingresso a muro Ø 40 mm)
GEBERIT drain trap for FUSION urinal Ø 50 mm (wall side pipe Ø 40 mm)



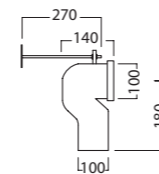
YP64
raccordo scarico parete
PVC wall connection outlet



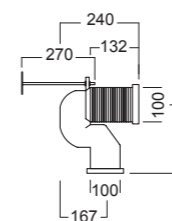
YH17
Curva tecnica classica per vasi scarico universale (vasi filo muro/vasi no filo muro)
PVC "s" trap convertor for universal outlet wc's (back to wall wc's/no back to wall wc's/coupled no back to wall wc's)



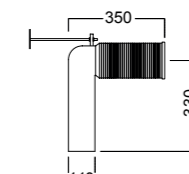
Y0EN
Curva tecnica completa di kit di fissaggio a parete per:
- vasi monoblocco scarico universale filo muro (da 100 a X mm)
- vasi scarico universale filo muro con Monolith (da 100 a 230 mm)
PVC "s" trap convertor with wall fixing for:
- coupled back to wall universal outlet wc's (up 100 to X mm)
- back to wall universal outlet wc's with Monolith (up 100 to 230 mm)



YXME
Curva tecnica speciale tagliabile per:
- vasi monoblocco scarico universale filo muro
- vasi scarico universale filo muro con Monolith
Cut to size special PVC "s" trap convertor for:
- coupled back to wall universal outlet wc's
- back to wall universal outlet wc's with Monolith



Y1CF
Curva tecnica speciale ad "L" tagliabile
Cut to size speciale PVC "L" trap convertor



ACCESSORI

ACCESSORIES

fissaggi fixing bolt



YXK9
fissaggio speciale (L 230) per vaso o bidet sospesi (FUSION 48)
special fixing (L 230) for wall hung wc or bidet (FUSION 48)



YXMO
fissaggio speciale (L 140) per vaso o bidet sospesi (ABITO, ERIKA pro Q, NIDO)
special fixing (L 140) for wall hung wc or bidet (ABITO, ERIKA pro Q, NIDO)



YXVC
fissaggio speciale dal basso (L 140) per vaso o bidet sospesi (FUSION Q)
special fixing from the bottom (L 140) for wall hung wc or bidet (FUSION Q)



Y0L9
fissaggio speciale per vaso o bidet sospesi (YOU & ME)
special fixing for wall hung wc or bidet (YOU & ME)



Y0P4
fissaggio speciale per vaso o bidet sospesi (FUSION, FUSION Q)
special fixing for wall hung wc or bidet (FUSION, FUSION Q)



Y0IQ
fissaggio orizzontale per vaso e bidet, per semicolonne DAYTIME, NIDO, ERIKA pro
long horizontal fixing bolt for wc or bidet, for siphon cover DAYTIME, NIDO, ERIKA pro



YXZ5
fissaggio orizzontale alto per vaso e bidet DOLCEVITA
long horizontal fixing bolt for wc or bidet DOLCEVITA



YR49
fissaggio verticale per vasi e bidet terra
vertical fixing bolt for wc and bidet terra



Y1DR
fissaggio nascosto per vasi e bidet filo muro senza fori laterali
blind fixing for back to wall wc and bidet without side holes



YR47
fissaggio lavabo Ø 10 mm
fixing bolt for washbasin Ø 10 mm



Y0RY
fissaggio speciale per sala mostra Ø 10 mm (per vaso e bidet sospeso FUSION, FUSION Q, FUSION 48, YOU & ME, NIDO, ERIKA pro Q, ABITO, LE FIABE) da combinare con YR47
special fixing for show room Ø 10 mm (for wall hung wc or bidet FUSION, FUSION Q, FUSION 48, YOU & ME, NIDO, ERIKA pro Q, ABTO, LE FIABE) to be matched with YR47



YXST
fissaggio per lavabi sottopiano HAPPY HOUR 07:15, HAPPY HOUR 11:15
special fixing for built in undercounter HAPPY HOUR 07:15, HAPPY HOUR 11:15 washbasins

staffe brackets



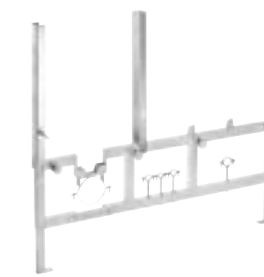
Y0I2
staffa universale per vasi e bidet sospesi per pareti in muratura (da incassare)
universal wall hung bracket for wc or bidet to install into the brick wall



Y0E5
staffa da lavabo per pareti in muratura da incassare (interasse fissaggi regolabile da 280 a 360 mm). Non utilizzabile per lavabo G-100
bracket for washbasin to install into the brick wall (adjusted fixing interaxing, max 360 mm). Is not suitable for G-100 washbasin.



YXSM (140)
YXSN (120)
staffa speciale destra/sinistra da preinstallare per pareti in cartongesso, tubo corrugato incluso
special bracket 140 right/left to preinstall in the plasterboard wall, conduit pipe included.



YXB7 (140)
YXGZ (120)
staffa speciale reversibile destra/sinistra da preinstallare a muro (min 15 cm), tubo corrugato incluso
special reversing bracket right/left to preinstall in the brick wall (min. 15 cm), conduit pipe included.

cassette cisterns



YXDX
cassetta ad incasso doppio scarico 3/6 litri completa di placca bianca
Built in cistern. Dual flush system 3/6 liters, white plate included.



YXDW
cassetta incasso GEBERIT mod. "Unica +" completa di placca cieca cromata, canotto di allacciamento e morsetto
GEBERIT built in cistern "Unica +", blind chromate plate, pipe and rubber clamp are included



YXWZ
cassetta a zaino con comando a distanza
low level cistern with distance push button



© Copyright Hatria Srl

Stampa Settembre 2015 (Sincromia COD. 151617)
10000
AAB

Hatria si riserva il diritto di apportare, in qualsiasi momento e senza preavviso, modifiche tecniche e dimensionali ai propri prodotti.
Hatria reserves the right to change the models at any moment and without notice.

hatria

Via Tacito 5/B_41123 Modena_Italia
tel. +39 0861 2011_fax +39 059 7874210
venditeitalia@hatria.com_exportdpt@hatria.com_marketing@hatria.com

www.hatria.com